AUX
COMMERCIAL AIR CONDITIONER



VRF SYSTEM
COMMERCIAL AIR CONDITIONER
EUROPEAN REGION
2026

AUX
aux.airconditioner

NINGBO AUX ELECTRIC CO., LTD.
Add:No.1517, East of Yincheng Ave., Ningbo, Zhejiang, China
Tel: +86 0574 8822 0647
Version 20251009

GROUP PROFILE

Established in 1986, AUX Group is an enterprise group which covers several industries : air conditioning, power utilization, power distribution, new energy and medical service. For many years it has ranked China's top 500 enterprises.

In 2024, the group's revenue reached RMB 90.2 billion, with total assets of RMB 70.1 billion, profit and tax exceeding RMB 10 billion. It has over 40,000 employees, 15 manufacturing bases in Ningbo (5), Nanchang, Ma' anshan, Zhengzhou, Wuhu, Brazil, Indonesia, Thailand, Poland, Germany and Mexico, and 7 R & D centers worldwide. AUX is a leading producer of Smart Meter and Power Box in its sector. Currently, it has invested and operated 50 hospitals.

It owns 3 listed companies (601567.SH, 02080.HK,02580.HK). As a National-Recognized Enterprise Technology Center, a Technology Innovation Model Enterprise,National Intellectual Property Demonstration Enterprise and a National Post-doctoral Workstation, it owns two globally famous brands: AUX and Sanxing, which are worth over RMB 56 billion①.

While pursuing its development, AUX also cares about performing its social responsibilities. In the past years, we have donated RMB 315 million in total to various public programs, such as the field of targeted poverty alleviation, education, disaster relief and environment protection.

In the new era, aiming to become a world-class enterprise, AUX will keep carrying out the mission of "Leading smart living and cultivating great talents", and work hard to achieve the strategic goal of "100 billion market value, 100 billion revenue and 10 billion profit".

Ref. AUX Group Official Website: https://en.auxgroup.com
Annotation: ①The data originates from World Brand Lab

STARTUP&DEVELOPMENT (1986-2024)

1986

Founded in Longguan Village, China

1989

In 1989, it entered the electric meter industry and later established the Sanxing brand.

1994

Enterted the air-conditioning industry and created the brand of AUX

2006

Entered the medical industry and opened Ningbo Mingzhou Hospital

2013

Built a financial center in Shanghai to start the finance lease business

2015

Built overseas plants in Brazil and Indonesia

2018

Dedicated to making AUX Japanese R&D Center a global home appliance R&D high-land

2021

Built overseas plants in Poland

2021

Became the official exclusive supplier of air conditioners for the 19th Asian Games Hangzhou 2022

2023

AUX Voice Control Air conditioning II was honored with Sullivan Certification: it ranked NO.1 globally in smart voice-controlled air conditioner sales in 2023

2024

AUX was ranked as China private enterprise top 500(No.113)

INTELLIGENT MANUFACTURING



15 Manufacturing Bases

7 Research Centers

Exported to **150+** countries and regions
over **400** cooperative customers

Covers several industries: air conditioning, power utilization, power distribution, new energy, and medical service

Public welfare donation
43.98 million USD

In 2024, the group sales reached 12.55 billion USD
with over 40,000 employees

HONOR AND CERTIFICATIONS

RED DOT DESIGN AWARD

IF DESIGN AWARD

DEMONSTRATION ENTERPRISE

NATIONAL INDUSTRIAL DESIGN CENTER

INTERNATIONAL DESIGN EXCELLENCE AWARDS

ETL

CE

EAC

AHRI

CB

ESMA

SASO

ROHS

EUROVENT

Product Lineup

Modular VRF Outdoor Unit
ARV 7: Scroll series

Capacity																
	(kW)	25.2	28.0	33.5	40.0	45.0	50.4	56.0	61.5	68.0	73.5	78.5	85.0	90.0	95.2	101
	(HP)	8	10	12	14	16	18	20	22	24	26	28	30	32	34	36
		●	●	●	●	●	●	●	●	●	●	●	●	●	●	●



8/10/12HP | **14/16HP**





18/20/22HP | **24/26/28/30/32/34/36HP**





38-72HP | **74-108HP**





110-144HP



R32 Mini VRF Outdoor Unit

Capacity(kW)		8	10	12	14	16	18	22.4	25.2	28	33.5
380V~415V 50/ 60Hz				●	●	●					

R410A Mini VRF Outdoor Unit

Capacity(kW)		8	10	12	14	16	18	22.4	25.2	28	33.5
220V~240V 50/ 60Hz		●	●	●	●	●					
380V~415V 50/ 60Hz							●	●	●	●	●

Indoor Unit

Capacity(kW)	Appearance	1.5	2.2	2.8	3.6	4.5	5.6	6.3	7.1	8.0	9.0	10.0	11.0	11.2	12.5	14.0	15.0	16.0
Compact Cassette		●	●	●	●	●	●											
Cassette Q				●	●	●	●	●	●	●	●	●		●	●	●		●
Slim Duct Q		●	●	●	●	●	●		●									
Mid ESP Duct						●	●	●	●	●	●	●		●	●	●	●	●
High ESP Duct （AC）														●	●	●	●	
Wall-mounted C (R32)			●	●	●	●	●		●									
Wall-mounted C (R410A)											●	●	●	●				
Ceiling&Floor				●	●	●	●		●	●	●			●	●	●		

Capacity(kW)	Appearance	22.0	28.0	45.0	56.0
High ESP Duct		●	●	●	●
Fresh Air Processor		●	●	●	●

AHU Kit

Mode	Appearance	ARVK-0B	ARVK-00B	ARVK-01B	ARVK-02B	ARVK-03B
ARVK		●	●	●	●	●

Heat Recovery Ventilator

Air Volume(m^3/h)	Appearance	200	300	400	500	800	1000	1500	2000	2500	3000	4000	5000
HRV		●	●	●	●	●	●	●	●	●	●	●	●

ARV 7

Outdoor Unit

VER Technology

Variable Energy-efficiency Regulation

Evaporating and condensing temperature makes strong effect to the cooling and heating performance and energy-efficiency ratio of AC system
Thanks to VER technology, ARV7 series has various modes with different refrigerant temperature which lead the system to different performance and energy-efficiency ratio

Cooling: 3 modes with different evaporating temperature
Heating: 3 modes with different condensing temperature

Turbo mode
High cooling and heating performance, cool down or warm up the room rapidly

Basic mode
Default mode, balance the reaction speed and efficiency

High efficiency mode
Satisfy the lowest capacity requirement and low the energy consumption

Users can choose a certain mode according to the actual need in different area and climate, so that the system can satisfy various requirement, and the seasonal efficiency can be optimized

Users can choose a certain mode according to the actual need in different area and climate, so that the system can satisfy various requirement, and the seasonal efficiency can be optimized



High Efficiency and Energy Saving

High efficiency DC fan motor

The DC brushless motor adjusts the fan speed according to the system pressure and operating load, resulting in a significant increase in efficiency, and the S=uper Aero fan provides greater air volume and higher static pressure



Enhanced Vapor Injection DC Inverter Compressor

EVI-Enhanced vapor injection
Heating condition, reducing the outlet temperature, increasing the compressor capacity, improving the heating performance

Optimize the asymmetric vortex design
Heating condition, reducing the outlet temperature, increasing the compressor capacity, improving the heating performance

Dynamic oil balance structure
Oil balance tube implementation parallel compressor and oil quantity dynamic equilibrium, ensuring the reliability of several parallel compressors

High efficiency motor configuration
Using high quality material concentrated stator, cooperate with neodymium magnet rotor, having outstanding efficiency

High pressure cavity structure
Large exhaust buffer volume,reducing the air flow noise and vibration of the runtime



Pressure relief valve structure
Improving the partial load efficiency, adapt to thet-ransformer ratio working condition, improving the compressor performance

The intermediate pressure servo mechanism
According to the operation pressure among dynamic adjusting middle pressure, has realized the axial flex-ible, optimization of dynamic vortex disk meshing, improve product performance

High reliability of the bearing
Adopt cylinder bearing and self-aligning ball bearing bearing group, improving the reliability of the com-pressor

Internal oil circulation structure
Lubricating oil to achieve internal circulation, reducing heat loss, decreasing the rate of spitting oil, improve the efficiency and reliability

Positive displacement gear oil pump
Positive displacement gear oil pump to ensure the high and low frequency can satisfy the oil supply, improving the reliability of the compressor

4-times Anticipation Energy-saving Control Technology

Module anticipation energy-saving control technology
In partial load, intelligent judgment single operation and the efficiency of the module keep the minimum power consumption



Compressor anticipation energy-saving adjustment technology
Control compressors quantity and operating frequency, to get higher energy efficiency ratio in partial load



Fan anticipation energy-saving adjustment technology
Control running quantity and operating frequency, obtain higher energy efficiency ratio under partial load



Refrigerant anticipation energy-saving technology adjustment
Adjust the opening of the electronic expansion valve, to improve the effect of condenser heat transfer, to get higher energy effi-ciency ratio under partial load





Wide Application Range

Wide Operation Range

No matter in hot summer or cold winter, ARV 7 can supply comfortable environment for users



*Data derived from AUX Performance Lab, June 13, 2023

Wide Voltage Design

In Country with unstable voltage, ARV system still could run stably

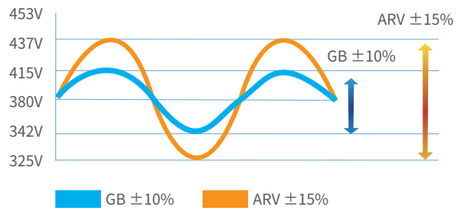

*Data sourced from AUX Performance Laboratory on January 30, 2024

Changeable ESP

The optimized fan can provide outdoor units with static pressures of up to 70Pa (8-22HP) and 80Pa (24-36HP), which can be installed on the service floor or facility room

*Data sourced from AUX Performance Laboratory on June 13, 2024

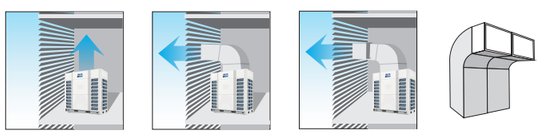

Comfortable And Healthy Environment

12 levels silent modes

6-levels night silent modes. 6-levels daytime silent modes

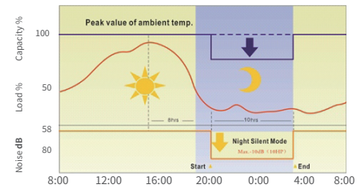

*Data sourced from AUX laboratory on November 15, 2022

Intelligent Defrosting

Variable parameters defrost through temperature and pressure sensors, to grasp time accurately which can defrost or heat normally

Base on the main unit and at the end of the EXV control the output, fast bolt in liquid refrigerant system, unit operation is more stable; Through the dry run, defrosting exhaust temperature higher, more complete, more conventional. Shorter defrost time

Refrigerant pipeline design to ensure outdoor heat exchanger bottom no frost during heating and ice water mixture discharge smoothly when defrosting

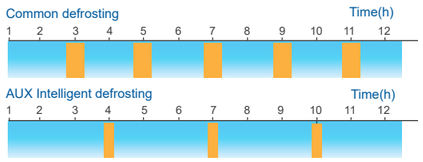



Normal air conditioner

ARV 7



Humanization Design

VIP Function
Special VIP control function, the VIP room will decide the whole system operation mode, prior to other mode or economic locking function, ensure the priority of the important room

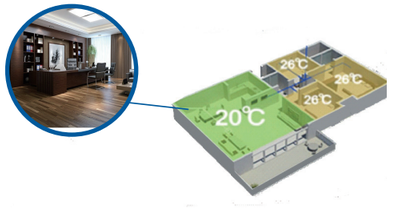

Auto Restart Function
The AC can automatically memorize the operation setting when power is cut off accidently. It can return to previous setting when power resumes
Recover the former operation state when power is restored, no need restart the unit manually

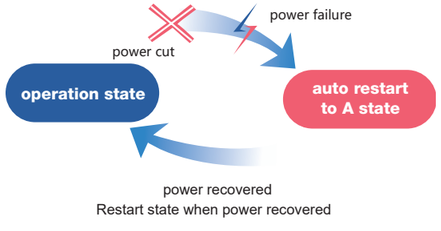

Economic Locking Function
Special design economic locking function, through outdoor PCB switch setting. If work in economic lock, AC lowest work cooling temperature will keep in 26° C and highest heating temperature keep 20° C



Easy Installation & Maintenance

No Oil Balance Pipe Between ODUS

High efficient oil/gas separating tech, make the system oil balance between compressors without oil balance pipe

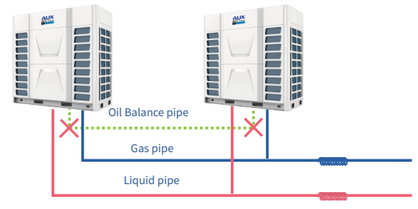

Auto Commissioning

When commissioning, the outdoor mainboard can check the operation state and show the corresponding error code in engineering mode
Find out the faults when commissioning, enhance the reliability of the system

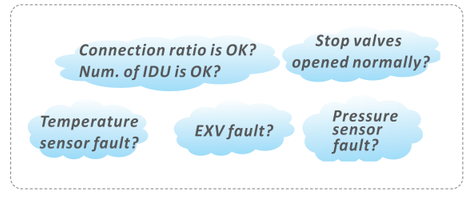

Centralized controller without Mini gateway

ARV 7 doesn’ t need Mini Gateway to connect CC02 or BMS system, making installation easier and more convenient



Same function: CC02(Max.64 systems&256 indoor units); MODBUS(Max.255 systems)



Reliable & Stable

Seven-levels of limit electricity usage

The unit has the function of energy saving and power limiting (40% - 100% output power limit). Users can choose the automatic energy saving mode. The system optimizes the output based on changes in ambient temperature, improving the comprehensive operating energy efficiency of the unit



* Data from AUX Laboratory on November 20, 2022.

EPS(emergency power source) control

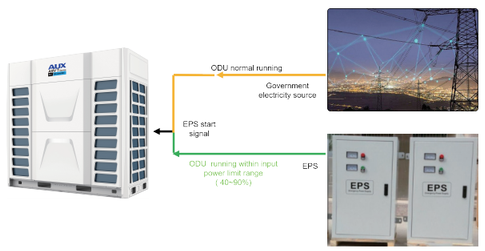

If Government electricity abnormal ,will start the EPS to supply electricity

Refrigerant PCB Cooling System

The PCB is well cooled by the refrigerant, ensuring the system operate steadily even in tropical area
Frequency limit of inverter compressor can be relaxed, so that the output capacity of ODU can be higher than conventional products

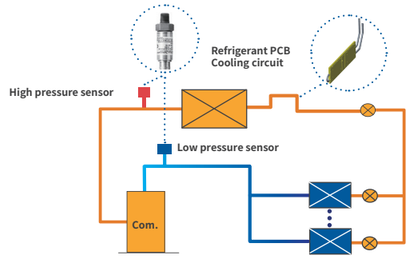

Precise Refrigerant Control

Real-time monitoring the discharge and suction pressure of the system
The output of compressors and the EXV open degree can be regulated precisely to optimize the compression ratio
Ensuring the compression ratio always in safety zone

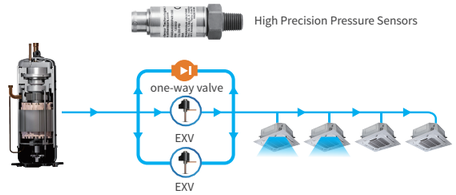

Module Alternate Operation

In one combination system,any module could run as the master unit according to the running time.Balance the life of the outdoor units in one system



Back-Up Operation Technology

Module Emergency
As one module breaks down, module emergency can be set, then the rest modules in same combination can run normally

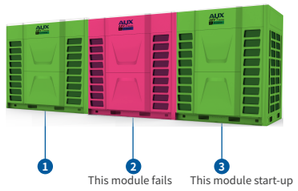

Compressor Emergency
As one compressor breaks down, compressor emergency can be set, then another compressor in this unit can run normally



Fan motor backup
Allowing time for maintenance or repair while comfort remains guaranteed



All-round Protection



Oil Return Control Technology

Dynamic Oil Return Control Technology
Monitor compressor running state and running time, computing system reasonable oil return time

6-Step Oil Separating Technology
Completely solve the problem of oil, the system more stable and reliable

Compressor Throwing Oil Technology
When the compressor oil level higher than the warning line, system through tubing eliminate redundant frozen oil, keep the oil balance between compressor

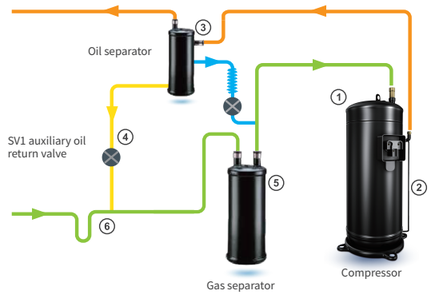

① Compressor with oil mist separation
② Oil self balancing control design
③ High efficient oil separator
④ Emergency oil circuit design
⑤ Gas-liquid separator oil return
⑥ System with oil return design

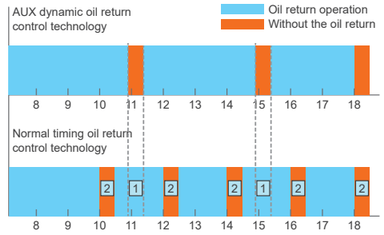

1 Need oil return but there was no oil return operation, which can't guarantee the system stability and reliability

2 Without oil return operation is to carry on the oil return operation, which cause unnecessary waste



* Data from AUX Performance Lab on November 25, 2021.

Complete Solutions

Provide diversified solutions, including VRF selection software, BIM models, and CFD simulations

ARV 7 Series



Flexible Outdoor Unit Combination															
HP	8	10	12	14	16	18	20	22	24	26	28	30	32	34	36
38				★					★						
40				★						★					
42					★					★					
44						★				★					
46							★			★					
48								★		★					
50									★	★					
52										★★					
54						★									★
56							★								★
58								★							★
60									★						★
62										★					★
64											★				★
66												★			★
68													★		★
70														★	★
72															★★
74				★					★						★
76				★						★					★
78					★					★					★
80						★				★					★
82							★			★					★
84								★		★					★
86									★	★					★
88										★★					★
90						★									★★

*The above combination types are factory-recommended type. The combined type also can be combined at will.

ARV 7 Series



Flexible Outdoor Unit Combination															
HP	8	10	12	14	16	18	20	22	24	26	28	30	32	34	36
92							★								★★
94								★							★★
96									★						★★
98										★					★★
100											★				★★
102												★			★★
104													★		★★
106														★	★★
108															★★★
110										★★★			★		
112										★★	★		★		
114										★★		★	★		
116										★★			★★		
118										★	★		★★		
120										★		★	★★		
122										★			★★★		
124											★		★★★		
126												★	★★★		
128													★★★★		
130									★						★★★
132										★					★★★
134										★					★★★
136											★				★★★
138												★			★★★
140													★		★★★
142														★	★★★
144															★★★★

*The above combination types are factory-recommended type. The combined type also can be combined at will.

ARV 7 Series

HP			8	10	12	14
Model			ARV-H250/SR1MVB	ARV-H280/SR1MVB	ARV-H330/SR1MVB	ARV-H400/SR1MVB
Capacity	Cooling	kW	25.2	28	33.5	40
	Heating	kW	25.2	28.0	33.5	40.0
Electric Data	Power supply	V~,Hz,Ph	380~415,50/60,3	380~415,50/60,3	380~415,50/60,3	380~415,50/60,3
	Cooling input	kW	5.31	6.11	8.48	9.90
	EER	W/W	4.75	4.58	3.95	4.04
	Heating input	kW	4.60	5.23	6.38	8.25
	COP	W/W	5.48	5.35	5.25	4.85
Performance	Air Flow Volume	m3/h	12000	12000	12000	14000
	Noise Level	dB(A)	43-58	43-58	43-58	43-61
Maximum no. indoor units		n	13	16	19	23
Dimension(W×D×H)	Net	mm	990×765× 1635	990×765×1635	990×765×1635	1340×765×1635
	Packing	mm	1030×825×1865	1030×825×1865	1030×825×1865	1395×815×1865
Weight	Net	kg	210	210	222	257
	Gross	kg	220	220	232	272
Refrigerant Piping	Liquid Side	mm	ϕ12.7	ϕ12.7	ϕ12.7	ϕ15.88
	Gas Side	mm	ϕ22.2	ϕ22.2	ϕ22.2	ϕ28.6
	Max. Length	m	1000	1000	1000	1000
	Max. Height	m	110/130	110/130	110/130	110/130
Ambient Temp (Cooling/Heating)		°C	-15~55/-30~24	-15~55/-30~24	-15~55/-30~24	-15~55/-30~24
Stuffing Quantity	20/40/40H	Unit	14/28/28	14/28/28	14/28/28	11/22/22

HP			16	18	20	22
Model			ARV-H450/SR1MVB	ARV-H500/SR1MVB	ARV-H560/SR1MVB	ARV-H610/SR1MVB
Capacity	Cooling	kW	45	50.4	56	61.5
	Heating	kW	45.0	50.4	56.0	61.5
Electric Data	Power supply	V~,Hz,Ph	380~415,50/60,3	380~415,50/60,3	380~415,50/60,3	380~415,50/60,3
	Cooling input	kW	11.82	12.63	15.34	18.90
	EER	W/W	3.81	3.99	3.65	3.25
	Heating input	kW	9.78	11.69	13.83	15.44
	COP	W/W	4.60	4.31	4.05	3.98
Performance	Air Flow Volume	m3/h	14000	16000	16000	16000
	Noise Level	dB(A)	43-61	43-63	43-63	43-63
Maximum no. indoor units		n	26	30	33	36
Dimension(W×D×H)	Net	mm	1340×765×1635	1340×765×1635	1340×765×1635	1340×765×1635
	Packing	mm	1395×815×1865	1395×815×1865	1395×815×1865	1395×815×1865
Weight	Net	kg	257	320	320	320
	Gross	kg	272	335	335	335
Refrigerant Piping	Liquid Side	mm	ϕ15.88	ϕ15.88	ϕ15.88	ϕ15.88
	Gas Side	mm	ϕ28.6	ϕ28.6	ϕ28.6	ϕ28.6
	Max. Length	m	1000	1000	1000	1000
	Max. Height	m	110/130	110/130	110/130	110/130
Ambient Temp (Cooling/Heating)		°C	-15~55/-30~24	-15~55/-30~24	-15~55/-30~24	-15~55/-30~24
Stuffing Quantity	20/40/40H	Unit	11/22/22	11/22/22	11/22/22	11/22/22

Notes:
1.Cooling Capacity: Indoor temperature 27°C DB/19°C WB; Outdoor temperature:35°C DB/ 24°C WB.
2.Heating Capacity: Indoor temperature 20°C DB; Outdoor temperature: 7°C DB/ 6°C WB.
3.Piping Length: Equivalent piping length: 7.5m, level difference: 0m.
4.We can guarantee the operation only within 130% Combination. If you want to connect more than 130% combination, please contact us and discuss the requirement.
5.Anechoic chamber conversion value, measured in test room. During actual operation.These values are normally somewhat higher as a result of ambient conditions.
6.The above designs and specifications are subject to change without prior notice. Final specifications please refer to technical specification provided by sales representative.
7.Sound values are measured in a semi-anechoic room, at a position 1m in front of the unit and 1.3m above the floor.
8.The above combined types are factory-recommended type. The combined type also can be combined at will.

Remarks:
1.Data from AUX lab, Data may change according to test surroundings, AUX reserves right of explanation on data.
2.All specifications are subject to change by the manufacturer without prior notice.

HP			24	26	28	30
Model			ARV-H680/SR1MVB	ARV-H730/SR1MVB	ARV-H785/SR1MVB	ARV-H850/SR1MVB
Capacity	Cooling	kW	68.0	73.0	78.5	85.0
	Heating	kW	75.0	81.5	87.5	95.0
Electric Data	Power supply	V~,Hz,Ph	380~415,50/60,3	380~415,50/60,3	380~415,50/60,3	380~415,50/60,3
	Cooling input	kW	18.52	20.7	23.55	26.48
	EER	W/W	3.67	3.53	3.33	3.21
	Heating input	kW	18.90	20.69	23.90	27.05
	COP	W/W	3.97	3.94	3.66	3.51
Performance	Air Flow Volume	m3/h	29000	29000	29000	30000
	Noise Level	dB(A)	43-62	43-62	43-63	43-64
Maximum no. indoor units		n	40	42	46	49
Dimension(W×D×H)	Net	mm	1850×825×1760	1850×825×1760	1850×825×1760	1850×825×1760
	Packing	mm	1925×930×1930	1925×930×1930	1925×930×1930	1925×930×1930
Weight	Net	kg	378	378	378	412
	Gross	kg	401	401	401	435
Refrigerant Piping	Liquid Side	mm	ϕ19.05	ϕ19.05	ϕ22.2	ϕ22.2
	Gas Side	mm	ϕ35.0	ϕ35.0	ϕ35.0	ϕ35.0
	Max. Length	m	1000	1000	1000	1000
	Max. Height	m	110/130	110/130	110/130	110/130
Ambient Temp (Cooling/Heating)		°C	-15~55/-30~24	-15~55/-30~24	-15~55/-30~24	-15~55/-30~24
Stuffing Quantity	20/40/40H	Unit	6/12/12	6/12/12	6/12/12	6/12/12

HP			32	34	36
Model			ARV-H900/SR1MVB	ARV-H950/SR1MVB	ARV-H1010/SR1MVB
Capacity	Cooling	kW	90.0	95.2	101.0
	Heating	kW	100.0	106.0	112.0
Electric Data	Power supply	V~,Hz,Ph	380~415,50/60,3	380~415,50/60,3	380~415,50/60,3
	Cooling input	kW	29.42	31.64	33.92
	EER	W/W	3.06	3.01	2.98
	Heating input	kW	29.32	31.65	33.84
	COP	W/W	3.41	3.35	3.31
Performance	Air Flow Volume	m3/h	30000	30000	30000
	Noise Level	dB(A)	43-64	43-66	43-66
Maximum no. indoor units		n	53	57	61
Dimension(W×D×H)	Net	mm	1850×825×1760	1850×825×1760	1850×825×1760
	Packing	mm	1925×930×1930	1925×930×1930	1925×930×1930
Weight	Net	kg	412	419	419
	Gross	kg	435	442	442
Refrigerant Piping	Liquid Side	mm	ϕ22.2	ϕ22.2	ϕ22.2
	Gas Side	mm	ϕ35.0	ϕ35.0	ϕ35.0
	Max. Length	m	1000	1000	1000
	Max. Height	m	110/130	110/130	110/130
Ambient Temp (Cooling/Heating)		°C	-15~55/-30~24	-15~55/-30~24	-15~55/-30~24
Stuffing Quantity	20/40/40H	Unit	6/12/12	6/12/12	6/12/12

Notes:
1.Cooling Capacity: Indoor temperature 27°C DB/19°C WB; Outdoor temperature:35°C DB/ 24°C WB.
2.Heating Capacity: Indoor temperature 20°C DB; Outdoor temperature: 7°C DB/ 6°C WB.
3.Piping Length: Equivalent piping length: 7.5m, level difference: 0m.
4.We can guarantee the operation only within 130% Combination. If you want to connect more than 130% combination, please contact us and discuss the requirement.
5.Anechoic chamber conversion value, measured in test room. During actual operation.These values are normally somewhat higher as a result of ambient conditions.
6.The above designs and specifications are subject to change without prior notice. Final specifications please refer to technical specification provided by sales representative.
7.Sound values are measured in a semi-anechoic room, at a position 1m in front of the unit and 1.3m above the floor.
8.The above combined types are factory-recommended type. The combined type also can be combined at will.

Remarks:
1.Data from AUX lab, Data may change according to test surroundings, AUX reserves right of explanation on data.
2.All specifications are subject to change by the manufacturer without prior notice.

R32 MINI VRF

All DC Inverter

12kW ● 14kW ● 16kW ●



R32 Environmental refrigerant

The GWP (greenhouse gas global warming potential) of R32 is smaller than that of R410A
Under the same cooling capacity, the charging amount of R32 is less than that of R410A



External refrigerant leak alarm

Installed indoors at a distance of less than 0.3m from the ground, the interior contains infrared refrigerant leakage sensor and buzzer, when detecting refrigerant leakage, alarm alarm, safer use



Built-in refrigerant recovery valve

A variety of indoor units can be connected together, and multiple indoor units can be freely combined in a system. So mini VRF is the best choice for some places with multiple rooms

Dc inverter compressor

The electromagnetic noise and rotor loss caused by AC frequency conversion compressor are overcome to achieve high efficiency and low noise

Multiple indoor unit

A variety of indoor units can be connected together, and multiple indoor units can be freely combined in a system. So mini VRF is the best choice for some places with multiple rooms

Oil return without stopping

In heating mode, the compressor increases the frequency to achieve oil return without switching to cooling mode for a more comfortable experience

PCB refrigerant cooling

The main control board is cooled by the refrigerant, which has a high cooling effect and ensures the efficient operation of the system



ARV Mini Series



DC Inverter Compressor

Made of rare earth permanent magnetic material, the rotor could change the motor’ s round speed by changing the DC voltage motor, thus overcome the electromagnetic noise and rotor loss of AC inverter compressor, then achieves high efficiency as well as low noise

Diversification of installation

A various of indoor units can be connected together, multi indoor units can be freely combined together in one systems. So Mini VRF is the best choose for some place which had multi rooms

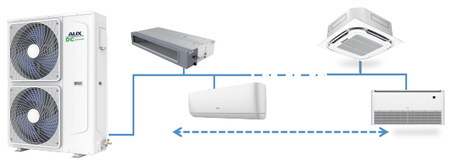

Wide Voltage Design

In country with unstable voltage, ARV can also run stably

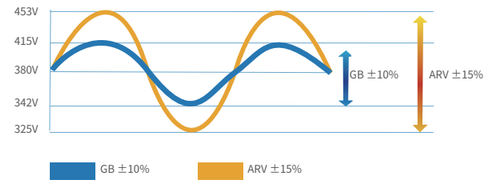

* Data Source: December 2024 AUX Performance Lab.

26° C economic locking

All indoor units will run as energy saving mode state



Auto Restart Function

The AC can automatically memorize the operation setting when power is cut off accidently. It can return to previous setting when power resumes

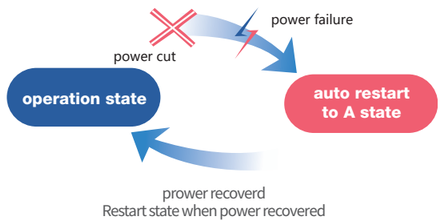

* Data source: June 2023 Experimental validation by AUX Reliability Laboratory.

Intelligent Defrosting

Intelligent defrosting technique extend the heating operation and decrease the frequency of defrosting. Result in stable room temperature, offer comfort life

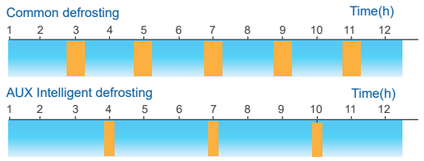

Refrigerant PCB Cooling System

The PCB is well cooled by the refrigerant, ensuring the system operate steadily



NEW type Intergraded PCB design(2 → 1)

The main control, drive and filter boards are all centralized in one control board, making maintenance more convenient



Automatic address setting

Indoor units IP address can be auto setting during commissioning

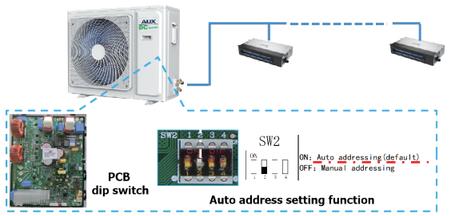

Silent mode

About 3 dB reduce than normal mode, Little influence with your neighbors



* Data Source: May 23, 2024 AUX Noise Lab Experiments.

Accurate Temperature Control

According to change trend of indoor ambient temperature, the unit can use PI algorithm to calculate capacity demand percentage of indoor unit, control operating frequency of compressor in real time and achieve accurate control room temperature

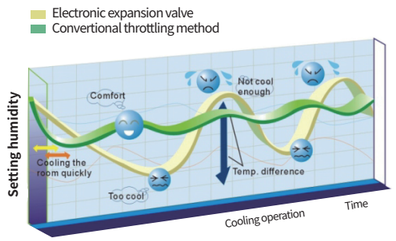

* Data Source:2024.May AUX performance lab erp experiment.

Fast Warm Up And Cool Down

The DC Inverter Compressor system reaches full load rapidly providing less temperature fluctuation and an improved living environment, bringing great user experience

ARV Mini Series

ARV MINI 50/60Hz Sigle-Phase(DC)

Model			ARV-H80/NR1B	ARV-H100/NR1B	ARV-H120/NR1B	ARV-H140/NR1B	ARV-H160/NR1A
Capacity	Cooling	kW	8.0	10.0	12.1	14	15.5
	Heating	kW	9.00	12.00	14	16	18.00
Electric Data	Power supply	V~,Hz,Ph	220~240,50/60,1	220~240,50/60,1	220~240,50/60,1	220~240,50/60,1	220~240,50/60,1
	Cooling input	kW	2.00	2.55	3.2	3.75	4.80
	EER	W/W	4.00	3.92	3.78	3.73	3.23
	SEER	W/W	6.00	6.05	6.82	6.85	6.80
	Heating input	kW	4.62	4.04	4.06	4.16	3.91
	COP	W/W	1.95	2.97	3.45	3.85	4.60
	SCOP	W/W	3.80	3.80	3.75	4.84	4.30
Performance	Air Flow Volume	m3/h	4100	4100	5000	5000	5100
	Noise Level	dB(A)	54	54	56	56	56
Dimension(W×D×H)	Net	mm	970×370×800	970×370×800	990×420×860	990×420×860	990×420×860
	Packing	mm	1105×495×890	1105×495×890	1100×545×980	1100×545×980	1100×545×980
Weight	Net	kg	60	60	75	75	80
	Gross	kg	64.5	64.5	85	85	91
Refrigerant Piping	Liquid Side	mm	9.52(3/8)	9.52(3/8)	9.52(3/8)	9.52(3/8)	9.52(3/8)
	Gas Side	mm	15.88(5/8)	15.88(5/8)	15.88(5/8)	15.88(5/8)	15.88(5/8)
	Max. Length	m	80	80	80	100	100
	Max. Height	m	20	20	20	30	30
Ambient Temp (Cooling/Heating)		°C	-15~49/-20~24	-15~49/-20~24	-15~49/-20~24	-15~49/-20~24	-15~49/-20~24
Stuffing Quantity	20/40/40H	Unit	44/92/138	44/92/138	40/84/84	40/84/84	40/84/84

ARV MINI 50/60Hz Three-Phase(DC)

Model			ARV-H120/SR1DCS1A	ARV-H140/SR1DCS1A	ARV-H160/SR1DCS1A	ARV-H180/SR1DCS7A
Capacity	Cooling	kW	12.1	14.0	15.5	18
	Heating	kW	14.0	16.0	18	20
Electric Data	Power supply	V~,Hz,Ph	380~415,50/60,3	380~415,50/60,3	380~415,50/60,3	380~415,50/60,3
	Cooling input	kW	3.25	3.80	4.80	5.20
	EER	W/W	3.72	3.68	3.23	3.46
	SEER	W/W	6.20	6.10	6.10	6.10
	Heating input	kW	4.06	4.16	3.91	4.00
	COP	W/W	3.45	3.85	4.60	5.00
	SCOP	W/W	4.10	4.00	4.00	4.00
Performance	Air Flow Volume	m3/h	5100	5100	5100	6700
	Noise Level	dB(A)	57	57	57	58
Dimension(W×D×H)	Net	mm	990×420×860	990×420×860	990×420×860	940*340*1320
	Packing	mm	1100×545×980	1100×545×980	1100×545×980	1080*430*1440
Weight	Net	kg	79	79	79	89
	Gross	kg	90	90	90	99
Refrigerant Piping	Liquid Side	mm	9.52(3/8)	9.52(3/8)	9.52(3/8)	9.52(3/8)
	Gas Side	mm	15.88(5/8)	15.88(5/8)	15.88(5/8)	19.05(6/8)
	Max. Length	m	100	100	100	150
	Max. Height	m	30	30	30	50
Ambient Temp (Cooling/Heating)		°C	-15~49/-20~24	-15~49/-20~24	-15~49/-20~24	-15~49/-20~24
Stuffing Quantity	20/40/40H	Unit	40/84/84	40/84/84	40/84/84	27/55/54

Notes:
1.Cooling Capacity: Indoor temperature 27°C DB/ 19°C WB; Outdoor temperature:35°C DB/ 24°C WB.
2.Cooling Capacity (Tropical): Indoor temperature 27°C DB/19°C WB;Outdoor temperature:46.1°C DB.
3.Heating Capacity: Indoor temperature 20°C DB; Outdoor temperature: 7°C DB/ 6°C WB.
4.Piping Length: Equivalent piping length: 7.5m, level difference: 0m.
5.Anechoic chamber conversion value, measured in test room. During actual operation. These values are normally somewhat higher as a result of ambient c onditions.
6.The above designs and specifications are subject to change without prior notice. Final specifications please refer to technical specification provided by sales representative.

Remarks:
1.Data from AUX lab, Data may change according to test surroundings, AUX reserves right of explanation on data.
2.All specifications are subject to change by the manufacturer without prior notice.

ARV Mini Series

Moduler MINI ARV 50/60Hz Three-Phase(DC)

Model			ARV-H224/SR1DCMA	ARV-H252/SR1DCMA	ARV-H280/SR1DCMA	ARV-H335/SR1DCMA
Capacity	Cooling	kW	22.4	25.2	28.5	33.5
	Heating	kW	25.0	27.0	31.5	37.50
Electric Data	Power supply	V~,Hz,Ph	380~415,50/60,3	380~415,50/60,3	380~415,50/60,3	380~415,50/60,3
	Cooling input	kW	5.72	5.75	7.50	7.95
	EER	W/W	3.92	4.38	3.80	4.21
	SEER	W/W	/	/	/	/
	Heating input	kW	5.65	5.65	6.70	7.85
	COP	W/W	4.42	4.78	4.70	4.78
	SCOP	W/W	/	/	/	/
Performance	Air Flow Volume	m3/h	11000	11000	11000	15300
	Noise Level	dB(A)	43-57	43-57	43-57	43-58
Dimension(W×D×H)	Net	mm	1120×400×1540	1120×400×1540	1120×400×1540	1120×400×1540
	Packing	mm	1270×560×1710	1270×560×1710	1270×560×1710	1270×560×1710
Weight	Net	kg	145	145	145	152
	Gross	kg	155	155	155	162
Refrigerant Piping	Liquid Side	mm	12.7(1/2)	12.7(1/2)	12.7(1/2)	12.7(1/2)
	Gas Side	mm	22.22(7/8)	22.22(7/8)	22.22(7/8)	22.22(7/8)
	Max. Length	m	560	560	560	560
	Max. Height	m	50	50	50	50
Ambient Temp (Cooling/Heating)		°C	-15~49/-20~24	-15~49/-20~24	-15~49/-20~24	-15~49/-20~24
Stuffing Quantity	20/40/40H	Unit	17/37/37	17/37/37	17/37/37	17/37/37

R32 MINI ARV 50/60Hz Three-Phase(DC)

Model			ARV-H120/SR3DCSA	ARV-H140/SR3DCSA	ARV-H160/SR3DCSA
Capacity	Cooling	kW	12.1	14.0	15.5
	Heating	kW	14.0	16.0	18
Electric Data	Power supply	V~,Hz,Ph	380~415,50/60,3	380~415,50/60,3	380~415,50/60,3
	Cooling input	kW	3.25	3.80	4.80
	EER	W/W	3.72	3.68	3.23
	SEER	W/W	7.03	7.10	6.99
	Heating input	kW	3.45	3.85	4.60
	COP	W/W	4.06	4.16	3.91
	SCOP	W/W	4.09	5.06	4.60
Performance	Air Flow Volume	m3/h	4840	4840	5100
	Noise Level	dB(A)	55	56	57
Dimension(W×D×H)	Net	mm	990×420×860	990×420×860	990×420×860
	Packing	mm	1100×545×980	1100×545×980	1100×545×980
Weight	Net	kg	79	79	79
	Gross	kg	89	89	89
Refrigerant Piping	Liquid Side	mm	9.52(3/8)	9.52(3/8)	9.52(3/8)
	Gas Side	mm	15.88(5/8)	15.88(5/8)	15.88(5/8)
	Max. Length	m	100	100	100
	Max. Height	m	30	30	30
Ambient Temp (Cooling/Heating)		°C	-15~49/-20~24	-15~49/-20~24	-15~49/-20~24
Stuffing Quantity	20/40/40H	Unit	40/84/84	40/84/84	40/84/84

Remarks:
1.Data from AUX lab, Data may change according to test surroundings, AUX reserves right of explanation on data.
2.All specifications are subject to change by the manufacturer without prior notice.

MODULAR ARV MINI

Large Capacity&Free Combination

3 basic models from 8HP to 12HP
Maximum combination: 36HP(100.5kW), top level in industry
Less quantity of system, space saving, easy installation and low cost



High EER And COP

MODULAR ARV MINI achieves the industry’s top class energy efficiency in cooling and heating by utilizing all DC inverter compressors

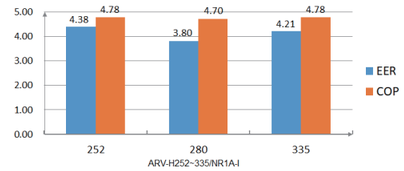

180° Sine Wave Control

DC inverter compressor users 180° sine wave vector control technique makes motor operate smooth and increases the efficiency. significantly compared with traditional sawtooth wave. It also can lower the noise level

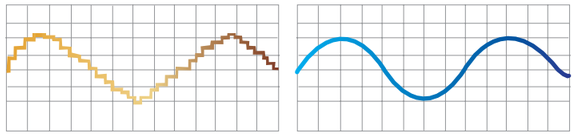

Traditional Control 180° Sine Wave DC Control

High efficiency DC fan motor

DC brushless motor adjusts the fan speed according to the system pressure,and running load to enhance the efficiency by 45%. The super aero fan provides a larger air volume and higher static pressure



Module Alternate Operation

In one combination system,any module could run as the master unit according to the running time.Balance the life of the outdoor units in one system



2-stage Sub-cooling Technology

Adopting E-pass circuit Reduce resistance and improve heat transfer efficiency

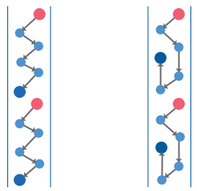

Seven-levels of limit electricity usage

The unit has the function of energy saving and power limiting (40% - 100% output power limit). Users can choose the automatic energy saving mode. The system optimizes the output based on changes in ambient temperature, improving the comprehensive operating energy efficiency of the unit



*Data Source: July 13, 2023 AUX Software Functionality Testing

Long Piping Length

Max. Total piping length — 560m
Max.piping length between ODU and farthest IDU — 150/175m
Max. piping length from 1st indoor branch to the farthest indoor unit — 40m
Max. Level difference between indoor units — 30m
Max. Level difference between ODU and IDU units — 40m/50m

*Data Source: theoretical calculation

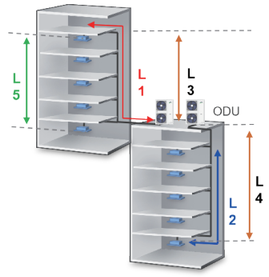

Non-Polar Communication

Non-polar communication between IDUs ,easy installation and commissioning



12 levels silent modes

“6-levels night silent modes.
6-levels daytime silent modes”

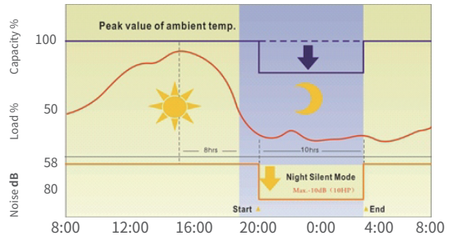

*Data Source: July 13, 2023 AUX Software Functionality Testing.

Indoor Units



- Compact Cassette
- Cassette Q
- Wall-mounted C
- Slim Duct Q
- Mid ESP Duct
- High ESP Duct
- Fresh Air Processing Unit
- Ceiling&Floor

Compact Cassette

External control box

External control box, no need to disassemble the unit, convenient maintenance



Easy to remove wind blades

Thanks to the external design of the electronic control box, the fan blades can be easily removed after removing the air guide ring, making it easy for after-sales maintenance



Fresh Air Intake

Fresh air makes indoor air healthy and comfortable.



Large air flow

Optimized structure of air guide ring, Insertion depth design of guide ring through simulation technology, Ensure large air flow, improve cooling & heating comfort

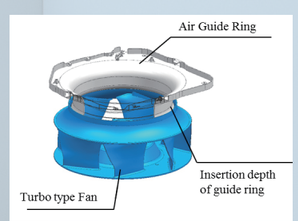

Cassette Q

Digital display board

Capable of displaying temperature, error codes, and operating status, The controller supports setting the temperature to 0.5° C



*Controlled by XK10 wired controller only

Individual louver control

Four air blades can be independently controlled to meet personalized air supply needs



*Controlled by XK10 wired controller only

Slim body

The depth is 205mm only taking up less installation space on the ceiling



Self-cleaning

Self-cleaning technology and high-temperature treatment help reduce surface pollutan on the evaporator, contributing to cleaner and fersher air



Wifi function(Optional)

Remotely control the air conditioner to achieve temperature adjustment, mode setting, etc., making life more intelligent and convenient



Easy disassemble

The motor is easy to disassemble, no need to remove the drain pan



Wall-mounted C
(R32&R410A)

SOFT

Cold air blows through up to 3206
Micro Vents preventing drafts while still cooling the space



(Besides seer20 36K/seer25 24K)Patent No.: 202330228912.4

I-FEEL

The remote control is equipped with a sensor that can obtain the temp,of user and feedback to the AC to adjust the gap between the set/actual temp automatically



4D Wind

Air guide blow from up-down and left-right with 2 step motors



WIFI Function

Intelligent remote control, convenient operation



Easy Installation and Maintenance

Installation guide diagram and built-in level help quickly locate the installation position, detachable underjaw and plate support design provide more operating space to pipe connections



Wall-mounted C
(R410A)



Wired Control

Remote controller is standard, and wired controller is optional. Wired controller can be fixed on the wall to avoid mislaying.
It’ s mainly used for commercial zone and makes air conditioner control more convenient

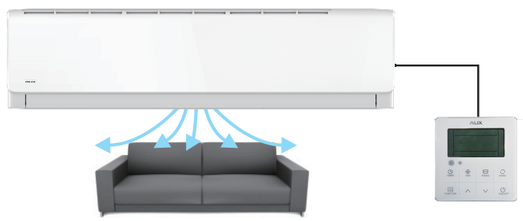

2 Ways Draining Connection

Both left and right sides of unit are possible for drainage pipe connection, easy for installation



Nanoscale chassis protection foam

Adopt integrated nanoscale protection foam, with moisture resistance and heat preservation improved significantly



Better experience

Adopt high density filter, good quality , filtering effect and easy to clean

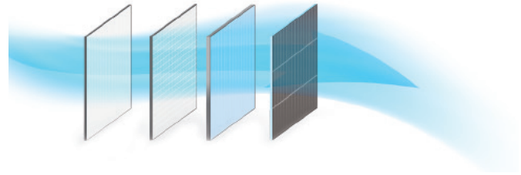

Slim Duct(Q Series)



Fresh air inlet

Fresh air inlet design, fresh air can be introduced to ensure fresh air in the room



Two return air modes are selected

Two return air modes are selected (back return air and bottom return air), and the bottom plate is removed to change the lower return air





Design of hanger position

There is a distance between the hanger and the top cover for easy lifting by hand



New structure

Strength analysis through simulation,optimize the structure, improve the strength, not easily deformed during transportation



Electric control box built-in

Built in electronic control box, and the stuffing quantity is greatly increased



Medium Duct M

Fresh air inlet

Fresh air inlet design, fresh air can be introduced to ensure fresh air in the room



Flexible Air Intake Options

Two types of air intake, from rear and bottom (optional), which can meet different decoration requirements



Two Way Drainage Directions

Two ways of drainage direction, from left and right, which can meet different installation situations



Removable Control Box

Independent structure design, so it’ s convenient for us to maintain by screwing off two screws to remove it



Dry contact function

Optional dry node function, when the unit senses the window opening or sensing the fire, the unit will automatically shut down



High ESP Duct

Changeable ESP

Max ESP can up to 250 Pa Wide changeable range (30-250 Pa) , suitable for kinds of application site

* Data from AUX Performance Lab on April 22, 2020.

Multiple wind speed options(Only DC models support)

DC fan motor ,7 fan speed meet customer requirement



Double drainage pan

Double drain tray design makes it easier to drain condensate



Easy to remove air filter

New design (double drainage pan, fan assembly integration), Remove and repair from the bottom, high efficiency

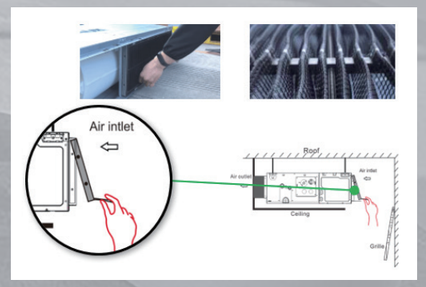

Fresh Air Processor



Innovative Air Supply Technology For Excellent Room Temperature Control

Fresh air inlet design, fresh air can be introduced to ensure fresh air in the room.

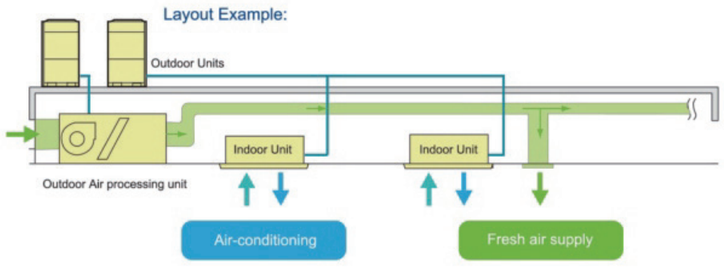

Long Distance Air Supply

High ESP makes the air supply distance up to 250pa

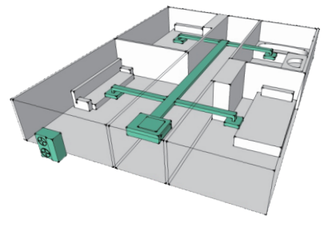

* Data from AUX Performance Lab on April 22, 2020.

Applicable To A Variety Of Room Types

Specific ESP design can be applied to various room types easily, like rooms of L type or U type; the air outlet can be set separately from the indoor unit, so the air flow can be equally distributed even the room is in irregular structure

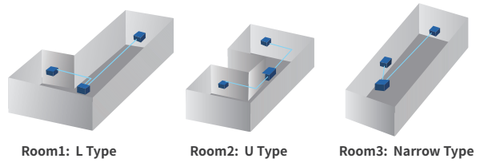

Room1: L Type Room2: U Type Room3: Narrow Type

Ceiling Floor

Long Air Supply Distance

Up to 10m,meet large room requirement



* Data source:Air supply distance laboratory, 2019.11.18

Beautiful Design of Display Board

The display board is beautiful built in design, with good sealing, moisture-proof and long reliable life



Anti-condensation

Industry-leading anti-condensation insulation design of the air outlet



Fresh air intake

Fresh air intake hole design can introduce fresh air to ensure high air quality in the room



Easy drainage

Left and right water outlet design of water connection plate, flexible for installation site



Dry contact function

Optional dry node function, when the unit senses the window opening or sensing the fire, the unit will automatically shut down



Compact Cassette



Specification-50/60Hz

Model	Indoor		ARVCA-H15/NR1DYBA	ARVCA-H22/NR1DYBA	ARVCA-H28/NR1DYBA	ARVCA-H36/NR1DYBA
Capacity	Cooling	kW	1.5	2.2	2.8	3.6
	Heating	kW	1.8	2.5	3.2	4.0
Electric Data	Power Supply	V~,Hz,Ph	220~240,50(60),1	220~240,50(60),1	220~240,50(60),1	220~240,50(60),1
	Rated Power	W	30	30	30	30
Performance	Air Flow Volume(Tu/Hi/Mid/Low)	m3/h	570/530/480/450	570/530/480/450	570/530/480/450	650/620/560/540
	Noise Level(Tu/Hi/Mid/Low)	dB(A)	34/33/32	34/33/32	34/33/32	38/36/35
Dimension (WxDxH)	Net(Body)	mm	570×570×260	570×570×260	570×570×260	570×570×260
	Packing(Body)	mm	720×650×290	720×650×290	720×650×290	720×650×290
	Net(Panel)	mm	650x650x55	650x650x55	650x650x55	650x650x55
	Packing(Panel)	mm	710x710x80	710x710x80	710x710x80	710x710x80
Weight	Net/Gross(Body)	kg	13.5/16.5	13.5/16.5	13.5/16.5	14.5/17.5
	Net/Gross(Panel)	kg	2.2/3.7	2.2/3.7	2.2/3,7	2.2/3,7
Refrigerant Type			R410A	R410A	R410A	R410A
Pipe Diameter	Liquid Side	mm(inch)	6.35	6.35	6.35	6.35
	Gas Side	mm(inch)	9.52	9.52	9.52	12.7
	Drainage	mm(inch)	R3/4in(DN20)	R3/4in(DN20)	R3/4in(DN20)	R3/4in(DN20)
Stuffing Quantity	20/40/40H	unit	216/432/486	216/432/486	216/432/486	216/432/486

Specification-50/60Hz

Model	Indoor		ARVCA-H45/NR1DYBA	ARVCA-H56/NR1DYBA
Capacity	Cooling	kW	4.5	5.6
	Heating	kW	5.0	6.3
Electric Data	Power Supply	V~,Hz,Ph	220~240,50(60),1	220~240,50(60),1
	Rated Power	W	30	30
Performance	Air Flow Volume(Tu/Hi/Mid/Low)	m3/h	760/740/660/600	800/760/680/620
	Noise Level(Tu/Hi/Mid/Low)	dB(A)	44/41/37	45/42/38
Dimension (WxDxH)	Net(Body)	mm	570×570×260	570×570×260
	Packing(Body)	mm	720×650×290	720×650×290
	Net(Panel)	mm	650x650x55	650x650x55
	Packing(Panel)	mm	710x710x80	710x710x80
Weight	Net/Gross(Body)	kg	15.5/18.5	15.5/18.5
	Net/Gross(Panel)	kg	2.2/3.7	2.2/3.7
Refrigerant Type			R410A	R410A
Pipe Diameter	Liquid Side	mm(inch)	6.35	6.35
	Gas Side	mm(inch)	12.7	12.7
	Drainage	mm(inch)	R3/4in(DN20)	R3/4in(DN20)
Stuffing Quantity	20/40/40H	unit	216/432/486	216/432/486

Notes:
1.Cooling Capacity: Indoor temperature 27°C DB/19°C WB;Outdoor temperature:35°C DB/24°C WB.
2.Heating Capacity:Indoor temperature 20°C DB;Outdoor temperature:7°C DB/6°C WB.
3.Piping Length:Equivalent piping length: 7.5m,l evel difference: 0m.
4.Sound level is measured at 1.4m below the unit.
5.The above designs and specifications are subject to change without prior notice. Final specifications please refer to technical specification provided by sales representative.

Remarks:
1.Data from AUX lab, Data may change according to test surroundings, AUX reserves right of explanation on data.
2.All specifications are subject to change by the manufacturer without prior notice.

Cassette Q



Specification-50/60Hz

Model	Indoor		ARVCA-H28/NR3DQB	ARVCA-H36/NR3DQB	ARVCA-H45/NR3DQB	ARVCA-H56/NR3DQB	ARVCA-H63/NR3DQB	ARVCA-H71/NR3DQB
Capacity	Cooling	kW	2.8	3.6	4.5	5.6	6.3	7.1
	Heating	kW	3.2	4.3	5.0	6.3	7.1	8.5
Electric Data	Power Supply	V~,Hz,Ph	220~240,50/60Hz,1	220~240,50/60Hz,1	220~240,50/60Hz,1	220~240,50/60Hz,1	220~240,50/60Hz,1	220~240,50/60Hz,1
	Rated Power	W	40	40	40	40	40	40
Performance	Air Flow Volume(Hi/Mid/Low)	m3/h	800/630/550	800/630/550	850/680/580	860/680/580	1150/920/800	1150/920/800
	Noise Level(Hi/Mid/Low)	dB(A)	33/31/30	33/31/30	36/34/33	36/34/33	40/38/36	40/38/36
Dimension (WxDxH)	Net(Body)	mm	840*840*205	840*840*205	840*840*205	840*840*205	840*840*205	840*840*205
	Packing(Body)	mm	915*915*270	915*915*270	915*915*270	915*915*270	915*915*270	915*915*270
	Net(Panel)	mm	950x950x53	950x950x53	950x950x53	950x950x53	950x950x53	950x950x53
	Packing(Panel)	mm	1000x1000x100	1000x1000x100	1000x1000x100	1000x1000x100	1000x1000x100	1000x1000x100
Weight	Net/Gross(Body)	kg	18/22	18/22	18/22	18/22	19/23	19/23
	Net/Gross(Panel)	kg	5.3/7.3	5.3/7.3	5.3/7.3	5.3/7.3	5.3/7.3	5.3/7.3
Refrigerant Type			R32/R410A	R32/R410A	R32/R410A	R32/R410A	R32/R410A	R32/R410A
Pipe Diameter	Liquid Side	mm(inch)	6.35	6.35	6.35	6.35	9.52	9.52
	Gas Side	mm(inch)	12.7	12.7	12.7	12.7	15.88	15.88
	Drainage	mm(inch)	R3/4in(DN20)	R3/4in(DN20)	R3/4in(DN20)	R3/4in(DN20)	R3/4in(DN20)	R3/4in(DN20)
Stuffing Quantity	20/40/40H	unit	108/208/260	108/208/260	108/208/260	108/208/260	108/208/260	108/208/260

Specification-50/60Hz

Model	Indoor		ARVCA-H80/NR3DQB	ARVCA-H90/NR3DQB	ARVCA-H100/NR3DQB	ARVCA-H112/NR3DQB	ARVCA-H125/NR3DQB	ARVCA-H140/NR3DQB	ARVCA-H160/NR3DQB
Capacity	Cooling	kW	8.0	9.0	10.0	11.2	12.5	14.0	16.1
	Heating	kW	9.0	10.0	11.2	13.0	14.0	16.0	18
Electric Data	Power Supply	V~,Hz,Ph	220~240,50/60Hz,1	220~240,50/60Hz,1	220~240,50/60Hz,1	220~240,50/60Hz,1	220~240,50/60Hz,1	220~240,50/60Hz,1	220~240,50/60Hz,1
	Rated Power	W	40	80	80	80	80	80	145
Performance	Air Flow Volume(Hi/Mid/Low)	m3/h	1150/920/800	1450/1205/960	1450/1205/960	1600/1440/1260	1800/1440/1260	1800/1440/1260	2100/1600/1400
	Noise Level(Hi/Mid/Low)	dB(A)	41/38/36	42/39/36	42/39/36	44/41/38	46/42/39	46/42/39	47/42/37
Dimension (WxDxH)	Net(Body)	mm	840*840*205	840*840*245	840*840*245	840*840*288	840*840*288	840*840*288	840*840*288
	Packing(Body)	mm	915*915*270	915*915*310	915*915*310	915*915*350	915*915*350	915*915*350	915*915*350
	Net(Panel)	mm	950x950x53	950x950x53	950x950x53	950x950x53	950x950x53	950x950x53	950x950x53
	Packing(Panel)	mm	1000x1000x100	1000x1000x100	1000x1000x100	1000x1000x100	1000x1000x100	1000x1000x100	1000x1000x100
Weight	Net/Gross(Body)	kg	19/23	21.5/25	21.5/25	23.5/27.5	23.5/27.5	25/28.5	26.5/30
	Net/Gross(Panel)	kg	5.3/7.3	5.3/7.3	5.3/7.3	5.3/7.3	5.3/7.3	5.3/7.3	5.3/7.3
Refrigerant Type			R32/R410A	R32/R410A	R32/R410A	R32/R410A	R32/R410A	R32/R410A	R32/R410A
Pipe Diameter	Liquid Side	mm(inch)	9.52	9.52	9.52	9.52	9.52	9.52	9.52
	Gas Side	mm(inch)	15.88	15.88	15.88	15.88	15.88	15.88	15.88
	Drainage	mm(inch)	R3/4in(DN20)	R3/4in(DN20)	R3/4in(DN20)	R3/4in(DN20)	R3/4in(DN20)	R3/4in(DN20)	R3/4in(DN20)
Stuffing Quantity	20/40/40H	unit	108/208/260	96/182/234	96/182/234	84/156/208	84/156/208	84/156/208	84/156/208

Notes:
1.Cooling Capacity: Indoor temperature 27°C DB/19°C WB;Outdoor temperature:35°C DB/24°C WB.
2.Heating Capacity:Indoor temperature 20°C DB;Outdoor temperature:7°C DB/6°C WB.
3.Piping Length:Equivalent piping length: 7.5m,l evel difference: 0m.
4.Sound level is measured at 1.4m below the unit.
5.The above designs and specifications are subject to change without prior notice. Final specifications please refer to technical specification provided by sales representative.

Remarks:
1.Data from AUX lab, Data may change according to test surroundings, AUX reserves right of explanation on data.
2.All specifications are subject to change by the manufacturer without prior notice.

Wall-mounted C



Specification- 50/60Hz

Model	Indoor		ARVWM-H022/NR3DCA	ARVWM-H028/NR3DCA	ARVWM-H036/NR3DCA
Capacity	Cooling	kW	2.2	2.8	3.6
	Heating	kW	2.5	3.2	4.0
Electric Data	Power Supply	V~,Hz,Ph	220-240~,50/60Hz,1	220-240~,50/60Hz,1	220-240~,50/60Hz,1
	Rated Power	W	27	27	27
Performance	Air Flow Volume(Hi/Mid/Low)	m^3/h	545/460/435	545/460/435	545/460/435
	Noise Level(Hi/Mid/Low)	dB(A)	37/34/32	37/34/32	37/34/32
Dimension (WxHxD)	Net	mm	834×299×202	834×299×202	834×299×202
	Packing	mm	891×371×282	891×371×282	891×371×282
Weight	Net/Gross	kg	9.5/11.5	9.5/11.5	9.5/11.5
Refrigerant Type			R410A/R32	R410A/R32	R410A/R32
Pipe Diameter	Liquid Side	mm(inch)	6.35(1/4)	6.35(1/4)	6.35(1/4)
	Gas Side	mm(inch)	9.52(3/8)	9.52(3/8)	9.52(3/8)
	Drainage	mm(inch)	R1/2in(DN16)	R1/2in(DN16)	R1/2in(DN16)
Stuffing Quantity	20/40/40H	unit	318/690/756	318/690/756	318/690/756

Specification- 50/60Hz

Model	Indoor		ARVWM-H045/NR3DCA	ARVWM-H056/NR3DCA	ARVWM-H071/NR3DCA
Capacity	Cooling	kW	4.5	5.6	7.1
	Heating	kW	5.0	6.3	8.0
Electric Data	Power Supply	V~,Hz,Ph	220-240~,50/60Hz,1	220-240~,50/60Hz,1	220-240~,50/60Hz,1
	Rated Power	W	40	40	50
Performance	Air Flow Volume(Hi/Mid/Low)	m^3/h	815/685/590	815/685/590	1110/990/835
	Noise Level(Hi/Mid/Low)	dB(A)	41/35/30	41/35/30	44/41/37
Dimension (WxHxD)	Net	mm	997×312×222	997×312×222	1145×331×230
	Packing	mm	1070×385×327	1070×385×327	1210×400×327
Weight	Net/Gross	kg	12/15	12/15	14/17.5
Refrigerant Type			R410A/R32	R410A/R32	R410A/R32
Pipe Diameter	Liquid Side	mm(inch)	6.35(1/4)	6.35(1/4)	6.35(1/4)
	Gas Side	mm(inch)	12.7(1/2)	12.7(1/2)	12.7(1/2)
	Drainage	mm(inch)	R1/2in(DN16)	R1/2in(DN16)	R1/2in(DN16)
Stuffing Quantity	20/40/40H	unit	224/475/528	224/475/528	180/387/430

Notes:
1.Cooling Capacity: Indoor temperature 27°C DB/19°C WB;Outdoor temperature:35°C DB/24°C WB.
2.Heating Capacity:Indoor temperature 20°C DB;Outdoor temperature:7°C DB/6°C WB.
3.Piping Length:Equivalent piping length: 7.5m,l evel difference: 0m.
4.Sound level is measured 1m below the air outlet horizontally and vertically.
5.The above designs and specifications are subject to change without prior notice. Final specifications please refer to technical specification provided by sales representative.

Remarks:
1.Data from AUX lab, Data may change according to test surroundings, AUX reserves right of explanation on data.
2.All specifications are subject to change by the manufacturer without prior notice.

Wall-mounted C



Specification-50/60Hz

Model	Indoor		ARVWM-H080/NR1DCA	ARVWM-H090/NR1DCA
Capacity	Cooling	kW	8	9
	Heating	kW	9	10
Power Supply		V~,Hz,Ph	220~240,50/60,1	220~240,50/60,1
Performance	Air Flow Volume(Hi/Mid/Low)	m3/h	1500/1400/1100/950	1500/1400/1100/950
	Noise Level(Hi/Mid/Low)	dB(A)	48/46/43/40/38	48/46/43/40/38
Dimension (WxDxH)	Net (W×H×D)	mm	1460*375*270	1460*375*270
	Packing (W×H×D)	mm	1555*460*377	1555*460*377
Weight	Net/Gross	kg	23/27	23/27
Refrigerant Type			R410A/R32	R410A/R32
Pipe Diameter	Liquid Side	mm(inch)	9.52(3/8)	9.52(3/8)
	Gas Side	mm(inch)	15.88(5/8)	15.88(5/8)
	Drainage	mm(inch)	R3/4in(DN20)	R3/4in(DN20)
Stuffing Quantity	20/40/40H	unit	109/232/257	109/232/257

Specification-50/60Hz

Model	Indoor		ARVWM-H100/NR1DCA	ARVWM-H110/NR1DCA
Capacity	Cooling	kW	10	11
	Heating	kW	11	12.0
Power Supply		V~,Hz,Ph	220~240,50/60,1	220~240,50/60,1
Performance	Air Flow Volume(Hi/Mid/Low)	m3/h	1500/1400/1100/950	1500/1400/1100/950
	Noise Level(Hi/Mid/Low)	dB(A)	48/46/43/40/38	48/46/43/40/38
Dimension (WxDxH)	Net (W×H×D)	mm	1460*375*270	1460*375*270
	Packing (W×H×D)	mm	1555*460*377	1555*460*377
Weight	Net/Gross	kg	23/27	23/27
Refrigerant Type			R410A/R32	R410A/R32
Pipe Diameter	Liquid Side	mm(inch)	9.52(3/8)	9.52(3/8)
	Gas Side	mm(inch)	15.88(5/8)	15.88(5/8)
	Drainage	mm(inch)	R3/4in(DN20)	R3/4in(DN20)
Stuffing Quantity	20/40/40H	unit	109/232/257	109/232/257

Notes:
1.Cooling Capacity: Indoor temperature 27°C DB/19°C WB;Outdoor temperature:35°C DB/24°C WB.
2.Heating Capacity:Indoor temperature 20°C DB;Outdoor temperature:7°C DB/6°C WB.
3.Piping Length:Equivalent piping length: 7.5m,l evel difference: 0m.
4.Sound level is measured 1m below the air outlet horizontally and vertically.
5.The above designs and specifications are subject to change without prior notice. Final specifications please refer to technical specification provided by sales representative.

Remarks:
1.Data from AUX lab, Data may change according to test surroundings, AUX reserves right of explanation on data.
2.All specifications are subject to change by the manufacturer without prior notice.

Slim Duct(Q Series)



Specification-50/60Hz

Model	Indoor		ARVLD-H15/NR1DQ	ARVLD-H22/NR1DQ	ARVLD-H28/NR1DQ	ARVLD-H36/NR1DQ
Capacity	Cooling	kW	1.5	2.2	2.8	3.6
	Heating	kW	1.8	2.5	3.2	4.0
Electric Data	Power Supply	V~,Hz,Ph	220-240~,50/60Hz,1	220-240~,50/60Hz,1	220-240~,50/60Hz,1	220-240~,50/60Hz,1
	Rated Power	W	31	31	31	31
Performance	Air Flow Volume(Tu/Hi/Mid/Low)	m^3/h	460/400/340	460/400/340	460/400/340	605/500/430
	Noise Level(Hi/Mid/Low)	dB(A)	30/26/22	30/26/22	30/26/22	30/28/24
	External Static Pressure(ESP)	Pa	13(0~50)	13(0~50)	13(0~50)	13(0~50)
Dimension (WxDxH)	Net	mm	550×450×198	550×450×198	550×450×198	700x450x198
	Packing	mm	715×535×255	715×535×255	715×535×255	865×535×255
Weight	Net/Gross	kg	11/13.5	11/13.5	11/13.5	13/16
Refrigerant Type			R410A	R410A	R410A	R410A
Pipe Diameter	Liquid Side	mm(inch)	6.35(1/4)	6.35(1/4)	6.35(1/4)	6.35(1/4)
	Gas Side	mm(inch)	9.52(3/8)	9.52(3/8)	9.52(3/8)	12.7(1/2)
	Drainage	mm(inch)	R1in(DN25)	R1in(DN25)	R1in(DN25)	R1in(DN25)
Stuffing Quantity	20/40/40H	unit	306/621/720	306/621/720	306/621/720	243/504/570

Specification-50/60Hz

Model	Indoor		ARVLD-H45/NR1DQ	ARVLD-H56/NR1DQ	ARVLD-H71/NR1DQ
Capacity	Cooling	kW	4.5	5.6	7.1
	Heating	kW	5.0	6.3	8.0
Electric Data	Power Supply	V~,Hz,Ph	220-240~,50/60Hz,1	220-240~,50/60Hz,1	220-240~,50/60Hz,1
	Rated Power	W	31	31	65
Performance	Air Flow Volume(Tu/Hi/Mid/Low)	m^3/h	800/680/550	900/750/600	1145/945/700
	Noise Level(Hi/Mid/Low)	dB(A)	30/26/22	30/26/22	36/32/28
	External Static Pressure(ESP)	Pa	13(0~50)	13(0~50)	13(0~50)
Dimension (WxDxH)	Net	mm	900x450x198	900x450x198	1100x450x198
	Packing	mm	1065×535×255	1065×535×255	1265×535×255
Weight	Net/Gross	kg	15.5/18.5	15.5/18.5	18.5/21.5
Refrigerant Type			R410A	R410A	R410A
Pipe Diameter	Liquid Side	mm(inch)	6.35(1/4)	6.35(1/4)	9.52(3/8)
	Gas Side	mm(inch)	12.7(1/2)	12.7(1/2)	15.88(5/8)
	Drainage	mm(inch)	R1in(DN25)	R1in(DN25)	R1in(DN25)
Stuffing Quantity	20/40/40H	unit	198/396/440	198/396/440	171/360/400

Notes:
1.Cooling Capacity: Indoor temperature 27°C DB/19°C WB;Outdoor temperature:35°C DB/24°C WB.
2.Heating Capacity:Indoor temperature 20°C DB;Outdoor temperature:7°C DB/6°C WB.
3.Piping Length:Equivalent piping length: 7.5m,l evel difference: 0m.
4.Sound level is measured at 1.4m below the unit.
5.The above designs and specifications are subject to change without prior notice. Final specifications please refer to technical specification provided by sales representative.

Remarks:
1.Data from AUX lab, Data may change according to test surroundings, AUX reserves right of explanation on data.
2.All specifications are subject to change by the manufacturer without prior notice.

Mid ESP Duct



Specification-50/60Hz

Model	Indoor		ARVMD-H45/NR1DM	ARVMD-H56/NR1DM	ARVMD-H63/NR1DM	ARVMD-H71/NR1DM	ARVMD-H80/NR1DM	ARVMD-H90/NR1DM
Capacity	Cooling	kW	4.5	5.6	6.3	7.1	8.0	9.0
	Heating	kW	5.6	6.3	7.1	8.0	9.0	10.0
Electric Data	Power Supply	V~,Hz,Ph	220-240~,50/60Hz,1	220-240~,50/60Hz,1	220-240~,50/60Hz,1	220-240~,50/60Hz,1	220-240~,50/60Hz,1	220-240~,50/60Hz,1
	Rated Power	W	110	110	125	125	125	150
Performance	Air Flow Volume(Tu/Hi/Mid/Low)	m^3/h	1000/920/790/700	1000/920/790/700	1680/1350/1100/950	1680/1350/1100/950	1680/1350/1100/950	1710/1400/1120/950
	Noise Level(Hi/Mid/Low)	dB(A)	39/37/35	39/37/35	40/38/36	40/38/36	41/39/37	41/39/37
	External Static Pressure(ESP)	Pa	50(0-150)	50(0-150)	50(0-150)	50(0-150)	50(0-150)	50(0-150)
Dimension (WxDxH)	Net	mm	1000x700x245	1000x700x245	1000x700x245	1000x700x245	1000x700x245	1000x700x245
	Packing	mm	1230*830*300	1230*830*300	1230*830*300	1230*830*300	1230*830*300	1230*830*300
Weight	Net/Gross	kg	30/36	30/36	30/36	30/36	30/36	32/38
Refrigerant Type			R410A	R410A	R410A	R410A	R410A	R410A
Pipe Diameter	Liquid Side	mm(inch)	9.52	9.52	9.52	9.52	9.52	9.52
	Gas Side	mm(inch)	15.88	15.88	15.88	15.88	15.88	15.88
	Drainage	mm(inch)	R3/4in(DN20)	R3/4in(DN20)	R3/4in(DN20)	R3/4in(DN20)	R3/4in(DN20)	R3/4in(DN20)
Stuffing Quantity	20/40/40H	unit	72/151/164	72/151/164	72/151/164	72/151/164	72/151/164	72/151/164

Specification-50/60Hz

Model	Indoor		ARVMD-H100/ NR1DM	ARVMD-H112/ NR1DM	ARVMD-H125/ NR1DM	ARVMD-H140/ NR1DM	ARVMD-H150/ NR1DM	ARVMD-H160/ NR1DM
Capacity	Cooling	kW	10.0	11.2	12.5	14.0	15.0	16.0
	Heating	kW	11.2	12.5	14.0	16.0	17.0	18.0
Electric Data	Power Supply	V~,Hz,Ph	220-240~,50/60Hz,1	220-240~,50/60Hz,1	220-240~,50/60Hz,1	220-240~,50/60Hz,1	220-240~,50/60Hz,1	220-240~,50/60Hz,1
	Rated Power	W	150	230	230	230	250	250
Performance	Air Flow Volume(Tu/Hi/Mid/Low)	m^3/h	1710/1400/1120/950	2300/1900/1600/1400	2300/1900/1600/1140	2300/1900/1600/1400	2400/2000/1700/1500	2300/1900/1600/1400
	Noise Level(Hi/Mid/Low)	dB(A)	42/40/38	44/42/40	44/42/40	44/42/40	45/43/41	44/42/40
	External Static Pressure(ESP)	Pa	50(0-150)	50(0-150)	50(0-150)	50(0-150)	50(0-150)	50(0-150)
Dimension (WxDxH)	Net	mm	1000x700x245	1400×700×245	1400×700×245	1400×700×245	1400×700×245	1400×700×245
	Packing	mm	1230*830*300	1630x830x300	1630x830x300	1630x830x300	1630x830x300	1630x830x300
Weight	Net/Gross	kg	32/38	41/48	41/48	41/48	41/48	41/48
Refrigerant Type			R410A	R410A	R410A	R410A	R410A	R410A
Pipe Diameter	Liquid Side	mm(inch)	9.52	9.52	9.52	9.52	9.52	9.52
	Gas Side	mm(inch)	15.88	15.88	15.88	15.88	15.88	15.88
	Drainage	mm(inch)	R3/4in(DN20)	R3/4in(DN20)	R3/4in(DN20)	R3/4in(DN20)	R3/4in(DN20)	R3/4in(DN20)
Stuffing Quantity	20/40/40H	unit	72/151/164	49/98/112	49/98/112	49/98/112	49/98/112	49/98/112

Notes:
1.Cooling Capacity: Indoor temperature 27°C DB/ 19°C WB;Outdoor temperature:35°C DB/ 24°C WB.
2.Heating Capacity: Indoor temperature 20°C DB; Outdoor temperature: 7°C DB/ 6°C WB.
3.Piping Length: Equivalent piping length: 7.5m, level difference: 0m.
4.Sound level is measured at 1.4m below the unit.
5.The above designs and specifications are subject to change without prior notice. Final specifications please refer to technical specification provided by sales representative.

Remarks:
1.Data from AUX lab, Data may change according to test surroundings, AUX reserves right of explanation on data.
2.All specifications are subject to change by the manufacturer without prior notice.

High ESP Duct



Specification-50Hz

Model	Indoor		ARVHD-H112/4R1A	ARVHD-H125/4R1A	ARVHD-H140/4R1A	ARVHD-H150/4R1A	ARVHD-H450/5R1Y	ARVHD-H560/5R1Y
Capacity	Cooling	kW	11.2	12.5	14.0	15.0	45.0	56.0
	Heating	kW	12.8	13.3	15.0	16.0	56.0	61.5
Electric Data	Power Supply	V~,Hz,Ph	220~240,50,1	220~240,50,1	220~240,50,1	220~240,50,1	380~415,,50,3	380~415,,50,3
	Rated Power	W	600	600	600	600	1520	1520
Performance	Air Flow Volume(Hi/Mid/Low)	m^3/h	2000/1600/1400	2000/1600/1400	2000/1600/1400	2000/1600/1400	6500	7400
	Noise Level(Hi/Mid/Low)	dB(A)	60/57/51	60/57/51	60/57/51	60/57/51	59	59
	External Static Pressure(ESP)	Pa	196	196	196	196	200	200
Dimension (WxDxH)	Net	mm	1200x719x380	1200x719x380	1200x719x380	1200x719x380	2115x990x855	2115x990x855
	Packing	mm	1235x760x415	1235x760x415	1235x760x415	1235x760x415	2225x1025x1015	2225x1025x1015
Weight	Net/Gross	kg	56/59	56/59	56/59	56/59	225/255	225/255
Refrigerant Type			R410A	R410A	R410A	R410A	R410A	R410A
Pipe Diameter	Liquid Side	mm(inch)	9.52	9.52	9.52	9.52	12.7x2	12.7x2
	Gas Side	mm(inch)	19.05	19.05	19.05	19.05	22.2x2	22.2x2
	Drainage	mm	R3/4in(DN20)	R3/4in(DN20)	R3/4in(DN20)	R3/4in(DN20)	R1in(DN25)	R1in(DN25)
Stuffing Quantity	20/40/40H	unit	68/147/168	68/147/168	68/147/168	68/147/168	2024/12/24	2024/12/24

Specification-50/60Hz

Model	Indoor		ARVHD-H220/NR1DC	ARVHD-H280/NR1DC
Capacity	Cooling	kW	22.4	28.0
	Heating	kW	25.0	31.5
Electric Data	Power Supply	V~,Hz,Ph	220~240,50/60,1	220~240,50/60,1
	Rated Power	W	1200	1200
Performance	Air Flow Volume	m^3/h	4400	4400
	Noise Level	dB(A)	57	57
	External Static Pressure(ESP)	Pa	170(30-250)	170(30-250)
Dimension (WxDxH)	Net	mm	1388*715*480	1388*715*480
	Packing	mm	1540*810*610	1540*810*610
Weight	Net/Gross	kg	99/120	99/120
Refrigerant Type			R410A	R410A
Pipe Diameter	Liquid Side	mm(inch)	12.7(1/2)	12.7(1/2)
	Gas Side	mm(inch)	22.2(7/8)	22.2(7/8)
	Drainage	mm	OD33.5	OD33.5
Stuffing Quantity	20/40/40H	unit	30/63/84	30/63/84

Notes:
1.Cooling Capacity: Indoor temperature 27°C DB/19°C WB; Outdoor temperature:35°C DB/ 28°C WB.
2.Heating Capacity: Indoor temperature 20°C DB; Outdoor temperature: 7°C DB/ 6°C WB.
3.Piping Length: Equivalent piping length: 7.5m, l evel difference: 0m.
4.Sound level is measured at 1.4m below the unit.
5.The above designs and specifications are subject to change without prior notice. Final specifications please refer to technical specification provided by sales representative.

Remarks:
1.Data from AUX lab, Data may change according to test surroundings, AUX reserves right of explanation on data.
2.All specifications are subject to change by the manufacturer without prior notice.

Fresh Air Processor



Specification-50/60Hz

Model	Indoor		ARVFA-H220/NR1DC	ARVFA-H280/NR1DC
Capacity	Cooling	kW	22.4	28.0
	Heating	kW	18.0	22.0
Electric Data	Power Supply	V~,Hz,Ph	220~240,50/60,1	220~240,50/60,1
	Rated Power	W	900	900
Performance	Air Flow Volume	m^3/h	3200	3200
	Noise Level	dB(A)	55	55
	External Static Pressure(ESP)	Pa	220	220
Dimension (WxDxH)	Net	mm	1388×715×480	1388×715×480
	Packing	mm	1540×810×610	1540×810×610
Weight	Net/Gross	kg	99/120	99/120
Refrigerant Type			R410A	R410A
Pipe Diameter	Liquid Side	mm(inch)	12.7(1/2)	12.7(1/2)
	Gas Side	mm(inch)	22.2(7/8)	22.2(7/8)
	Drainage	mm	OD33.5	OD33.5
Stuffing Quantity	20/40/40H	unit	30/63/84	30/63/84

Specification-50Hz

Model	Indoor		ARVFA-H450/5R1A	ARVFA-H560/5R1A
Capacity	Cooling	kW	45.0	56.0
	Heating	kW	49.5	61.5
Electric Data	Power Supply	V~,Hz,Ph	380~415,50/60,3	380~415,50/60,3
	Rated Power	W	1520	1520
Performance	Air Flow Volume	m^3/h	4000	5000
	Noise Level	dB(A)	57	59
	External Static Pressure(ESP)	Pa	220	220
Dimension (WxDxH)	Net	mm	1820×990×855	2115×990×855
	Packing	mm	1935×1025×1015	2225×1025×1015
Weight	Net/Gross	kg	150/170	225/255
Refrigerant Type			R410A	R410A
Pipe Diameter	Liquid Side	mm(inch)	12.7×2	12.7×2
	Gas Side	mm(inch)	22.2×2	22.2×2
	Drainage	mm	DN25	DN25
Stuffing Quantity	20/40/40H	unit	12/24/24	12/24/24

Notes:
1.Cooling Capacity: Outdoor temperature 35°C DB/28°C WB.
2.Heating Capacity: Outdoor temperature 7°C DB/6°C WB.
3.Piping Length: Equivalent piping length: 7.5m, level difference: 0m.
4.Sound level is measured at 1.4m below the unit.
5.The above design and specifications are subject to change without prior notice. Final specifications please refer to technical specification provided by sales representative.

Connection Conditions:
When only outdoor-air processing units are connected, the total capacity of the outdoor-air processing units must be within 50%~100% of the outdoor units.
When outdoor-air processing units and other type indoor units are connected, the total capacity of the outdoor-air processing units must not exceed 30% of the outdoor units.

Remarks:
1.Data from AUX lab, Data may change according to test surroundings, AUX reserves right of explanation on data.
2.All specifications are subject to change by the manufacturer without prior notice.

Ceiling Floor

Specification-50/60Hz

Model	Indoor		ARVCF-H28/NR1DF	ARVCF-H36/NR1DF	ARVCF-H45/NR1DF	ARVCF-H56/NR1DF	ARVCF-H71/NR1DF
Capacity	Cooling	kW	2.8	3.6	4.5	5.6	7.1
	Heating	kW	3.2	4.3	5.0	6.3	8.0
Electric Data	Power Supply	V~,Hz,Ph	220-240V,50/60,1	220-240V,50/60,1	220-240V,50/60,1	220-240V,50/60,1	220-240V,50/60,1
	Rated Power	W	40	40	40	40	40
Performance	Air Flow Volume (TuHi/Mid/Low/Sl)	m^3/h	940/895/700/650/600	940/895/700/650/600	940/895/700/650/600	940/895/700/650/600	940/895/700/650/600
	Noise Level(Tu/Hi/Mi/Lo/Sl)	dB(A)	42/41/38/37/36	42/41/38/37/36	42/41/38/37/36	42/41/38/37/36	42/41/38/37/36
Dimension (W×D×H)	Net	mm	1000×690×235	1000×690×235	1000×690×235	1000×690×235	1000×690×235
	Packing	mm	1080×770×325	1080×770×325	1080×770×325	1080×770×325	1080×770×325
Weight	Net	kg	29/33.5	29/33.5	29/33.5	29/33.5	29/33.5
Refrigerant Type			R410A	R410A	R410A	R410A	R410A
Pipe Diameter	Liquid Side	mm(inch)	6.35(1/4)	6.35(1/4)	6.35(1/4)	6.35(1/4)	6.35(1/4)
	Gas Side	mm(inch)	12.7(1/2)	12.7(1/2)	12.7(1/2)	12.7(1/2)	12.7(1/2)
	Drainage	mm(inch)	R3/4in(DN20)	R3/4in(DN20)	R3/4in(DN20)	R3/4in(DN20)	R3/4in(DN20)
Stuffing Quantity	20/40/40H	unit	112/224/264	112/224/264	112/224/264	112/224/264	112/224/264

Specification-50/60Hz

Model	Indoor		ARVCF-H80/NR1DF	ARVCF-H90/NR1DF	ARVCF-H112/NR1DF	ARVCF-H125/NR1DF	ARVCF-H140/NR1DF
Capacity	Cooling	kW	8.0	9.0	11.2	12.5	14.0
	Heating	kW	9.0	11.0	12.8	14.0	15.0
Electric Data	Power Supply	V~,Hz,Ph	220-240V,50/60,1	220-240V,50/60,1	220-240V,50/60,1	220-240V,50/60,1	220-240V,50/60,1
	Cooling/Heating Power Input	W	70	70	120	120	120
Performance	Air Flow Volume (TuHi/Mid/Low/Sl)	m^3/h	1300/1245/1020/ 930/840	1300/1245/1020/ 930/840	2040/1890/1740/ 1560//1440	2040/1890/1740/ 1560//1440	2040/1890/1740/ 1560//1440
	Noise Level(Tu/Hi/Mi/Lo/Sl)	dB(A)	43/42/39/38/37	43/42/39/38/37	50/49/45/43/41	50/49/45/43/41	50/49/45/43/41
Dimension (W×D×H)	Net	mm	1280×690×235	1280×690×235	1600×690×235	1600×690×235	1600×690×235
	Packing	mm	1360×770×325	1360×770×325	1680×770×325	1680×770×325	1680×770×325
Weight	Net/Gross	kg	35.5/41	35.5/41	42/49	42/49	42/49
Refrigerant Type			R410A	R410A	R410A	R410A	R410A
Pipe Diameter	Liquid Side	mm(inch)	9.52(3/8)	9.52(3/8)	9.52(3/8)	9.52(3/8)	9.52(3/8)
	Gas Side	mm(inch)	15.88(5/8)	15.88(5/8)	15.88(5/8)	15.88(5/8)	15.88(5/8)
	Drainage	mm(inch)	R3/4in(DN20)	R3/4in(DN20)	R3/4in(DN20)	R3/4in(DN20)	R3/4in(DN20)
Stuffing Quantity	20/40/40H	unit	84/175/200	84/175/200	70/147/168	70/147/168	70/147/168

Notes:
1.Cooling Capacity: Indoor temperature 27°C DB/19°C WB; Outdoor temperature:35°C DB/24°C WB.
2.Heating Capacity:Indoor temperature 20°C DB;Outdoor temperature:7°C DB/6°C WB.
3.Piping Length:Equivalent piping length: 7.5m ,level difference: 0m.
4.Floor standing:Sound level is measured 1m from air-outlet in horizontal distance, 1m above the floor in vertical distance.
5.Ceiling mounted: Sound level is measured 1m from air-outlet in horizontal distance,1m from air-outlet in vertical distance.
6.The above designs and specifications are subject to change without prior notice. Final specifications please refer to technical specification provided by sales representative.

Remarks:
1.Data from AUX lab, Data may change according to test surroundings, AUX reserves right of explanation on data.
2.All specifications are subject to change by the manufacturer without prior notice.

Remote Controller

YK-L

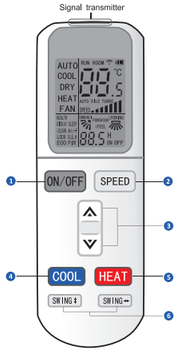

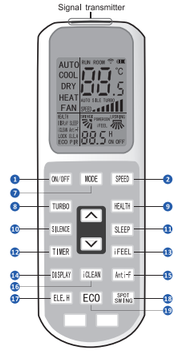

1. ON/OFF
2. Fan Speed Setting HIGH/MED/LOW/AUTO
3. Temperature-Setting /Timer Range Setting
4. Cooling Mode
5. Heating Mode
6. Vertical Swing/Horizontal Swing
7. Mode Setting AUTO/COOL/DRY/HEAT/FAN
8. Turbo Wind
9. Health Function
10. Silence Function
11. Sleep Function
12. Timer On/Off
13. I Feel Function
14. LED Display On/Off
15. Anti-fungus Function
16. Clean Function
17. Auxiliary Electric Heating
18. Spot Swing
19. Economic Function

YK-K

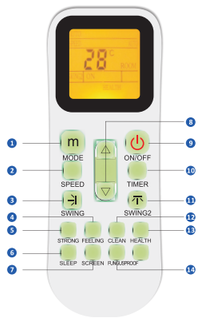

1. Mode Setting AUTO/COOL/DRY/HEAT/FAN
2. Fan Speed Setting HIGH/MED/LOW/AUTO
3. Vertical Swing
4. Feeling Function
5. Strong Wind
6. Sleep Function
7. LED Display On/Off
8. Temperature-Setting /Timer Range Setting
9. ON/OFF
10. Timer On/Off
11. Horizontal Swing
12. Clean Function
13. Health Function
14. Fungusproof Function

YK-T

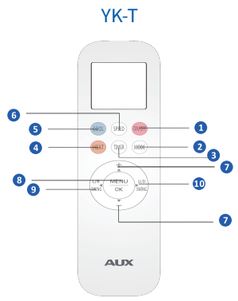

1. ON/OFF
2. Mode Setting AUTO/ COOL/ DRY/ HEAT/ FAN
3. Time On/Off
4. Heating Mode
5. Cooling Mode
6. Fan Speed Setting Low/Mid/High/Turbo/Auto
7. Temperature-Setting /Timer Range Setting
8. MENU & OK Button
9. L/R SWING Button
10. U/D SWING Button

1. Background light
The background light allows users to operate the device in a dark room. The device lights up when a button is pressed, and turns off when a given operation is completed
2. Addresses setting
Besides the machine’s auto addressing function, users can set the indoor unit’s address on the remote controller YK-L

Model	YK-L	YK-K	YK-T
Dimesion (WxHxD) (mm)	52x160x25(max)	50x140x28.5(max)	48x175x19(max)
Power(V)	3V(1.5V×2)	3V(1.5V×2)	3V(1.5V×2)

Wired Controller



XK-05A

Built-In Remote Signal Receiver

A signal receiver is built-in the remote controller. Signal from remote controller can be received by wired controller, so the system status could be adjusted using a remote controller

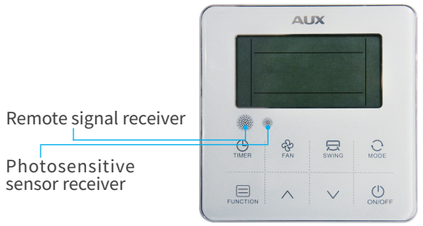

Addresses Setting

The address setting function is coupled with easy installation and simple future maintenance. Service personnel can set the address for the indoor unit using XK-05A



Follow Me

With the follow me function, the indoor unit responds to the temperature measured by the temperature sensor built-in the wired controller, rather temperature sensor in the indoor unit itself, so the temperature is measured closer to the user, rather than at the ceiling or floor height



Built-in Timer

The built-in daily timer allows the systems automatically start and stop according to user-defined time setting





Indoor unit set to stop in 0.5 hours.

User-Friendly & Elegant Design

The XK-05A is a hidden-mode controller specially designed for hotels, hospitals, schools, offices
Fitted with a background light as standard, easy to use in the dark night



Error Reporting

If there is a malfunction, error codes are displayed in the temperature setting area of the controller’ s display screen



Keyboard Locking

The locking function could prevent other people changing the setting state at will in public places

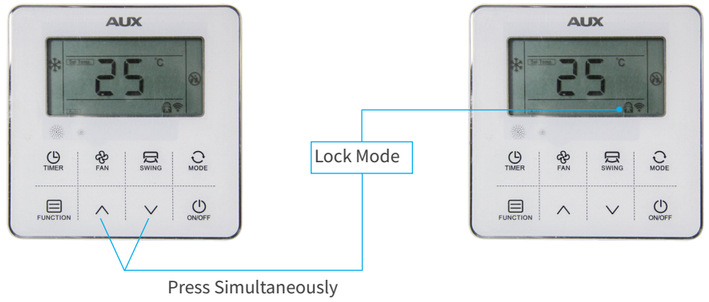

Model	XK-05A 
Dimesion (WxHxD) (mm)	120×120×18
Power Supply(V)	DC 12V by IDU



XK-06A

Weekly timer function

Easy setting of weekly running status



Display room temp (Optional)

Accurately display room temperature



Parameter Setting

Simple and convenient setting of parameter



History errors

Simple and quick search of history errors



Model	XK-06A 
Dimesion (WxHxD) (mm)	120×120×20
Power Supply(V)	DC 12V by IDU

Centralized Controllers

Touch Screen Centralized Control

The AUX touch screen centralized controller is a multifunctional device that can control up to 256 indoor units within a maximum connection length of 1000 meters

* Data from AUX Performance Lab on May 8, 2024.

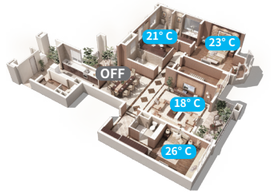



Multi-system Control

256 indoor units with no repeated address from different outdoor systems could be centralized controlled together. this greatly reduces system limitations



Multiple Lock function

The new centralized controller could not only lock their own keyboards, it could also enable the users lock each unit’ s setting mode or remote controller



Weekly Schedule Control

The CC-02 centralized controller’ s weekly schedule timer function allows users to set up to four scheduled periods per day, each with its own operation mode and temperature setting





Indoor Units Operation Status Display

Error and protection codes are shown directly on centralized controller’ s displays, no need to access outdoor unit’ s PCBs to obtain codes .The building management professionals could inquire a wide range of historical error and protection codes to get the system status information before contacting a service engineer



Central controller & connection(Mini VRF)

The centralized controllers could be connected directly to the master outdoor unit or any indoor unit of each system. so it significantly simply wiring configuration

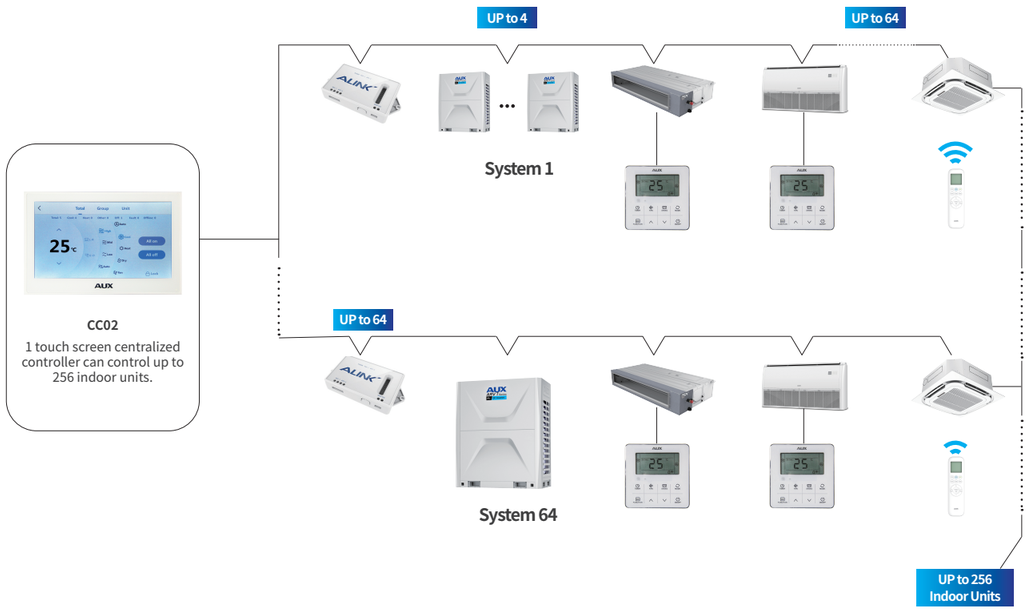

Main Components of Centralized Controller

Model	CC-02	CM-MTD/AM01
		
Dimension(W×H×D) (mm)	176x116x12 (Outside the wall) 120x60x25 (Inside the wall)	127 ×65.8×20.8mm
Power supply	AC 180-240V (50/60Hz)	DC 12V

Central controller & connection (ARV7/ARV7S)

Meet different air solution for kinds of application sites

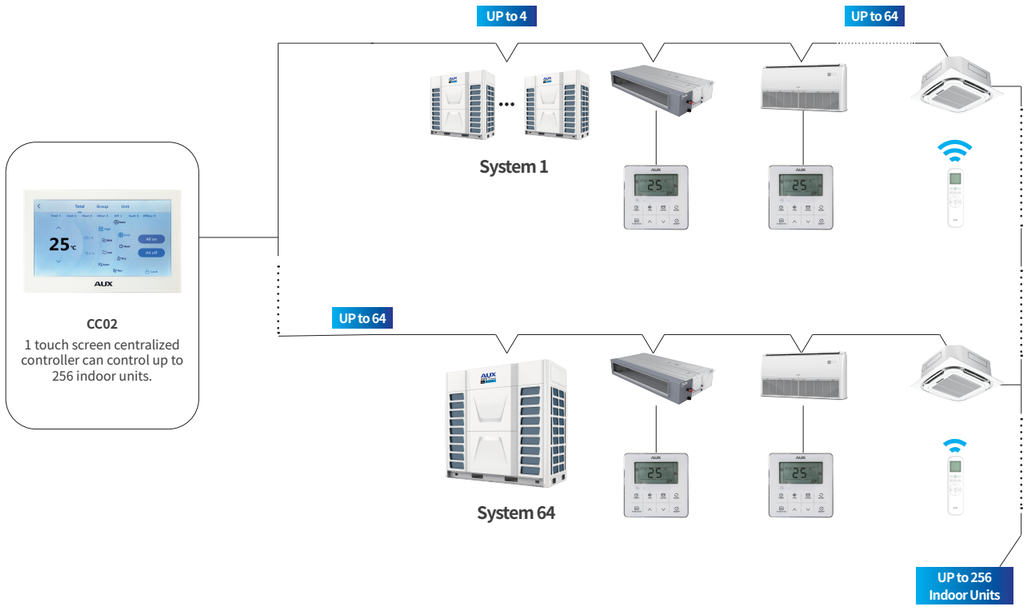

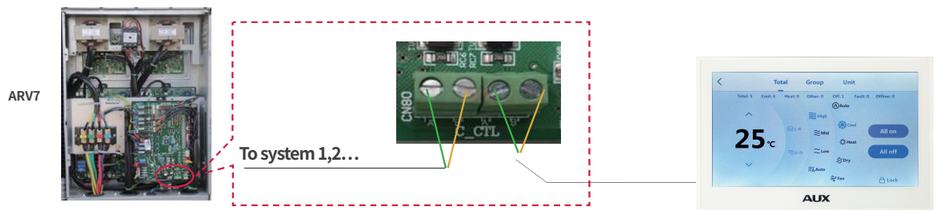

Notes:
It needs to set C9 and C10 parameters. For details, please contact AUX technical engineers

Centralized Control Software

System Overview

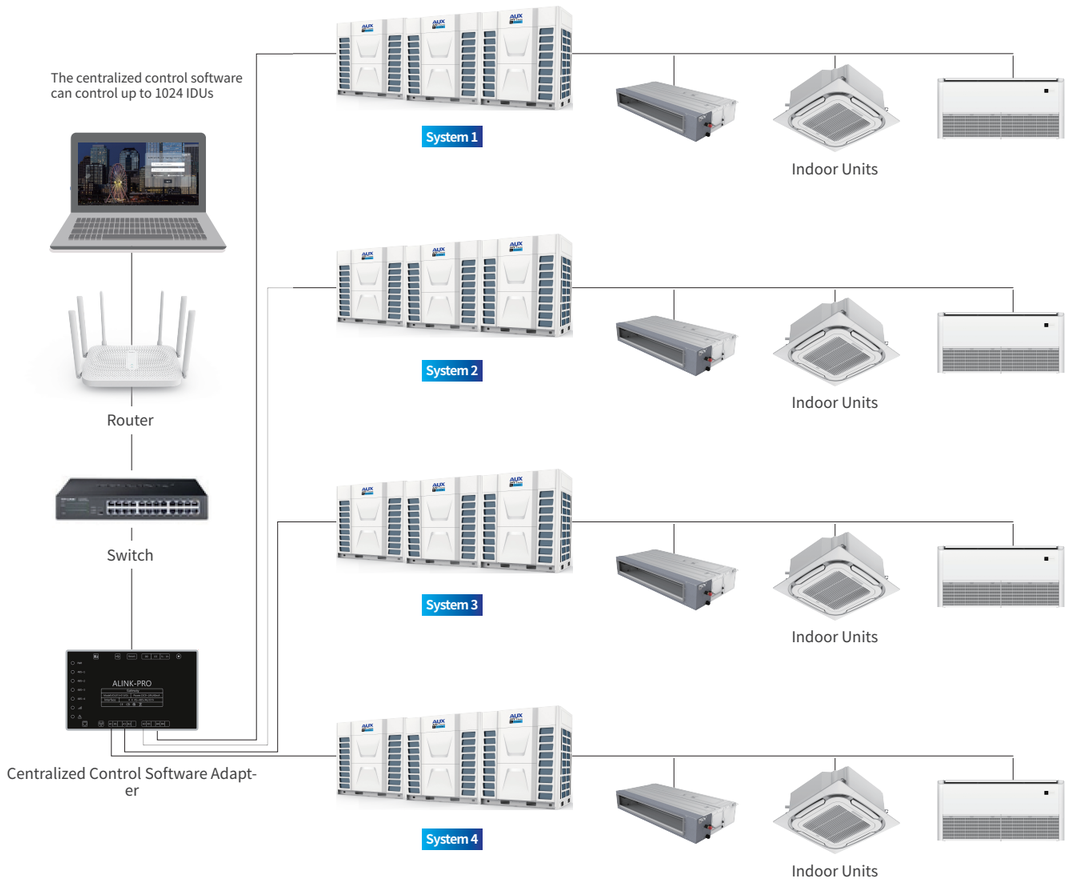

Users do not need to go to the harsh environment of the site, they can monitor the function of units just through computer. This greatly improves convenience of daily management and the efficiency of central air conditioners;
Timely find the fault and save the maintenance cost of air conditioner units, minimize losses ;
Timer function with multi-period week, fully automated schedule planning of unit;

Main Components Of Centralized Control System

No	Main Components	Requirement & Function
1	Adapter/Gateway 	1. Model: CM-PTD/A02 2. Power: DC 9~24V, 400mA 3. Communication:RS485 4. LAN（DHCP to obtain IP automatically） 4. Baud rate：9600, 5. "even parity" by number of systems 6. Working condition: -25℃ ~55℃，45%~75% 7.Dimension:178mm×115mm×85mm
2	Centralized control software 	AUX intelligent management system

Notes:
Routers, switches and other equipments are purchased locally by the user

Software Introduction Main Interface



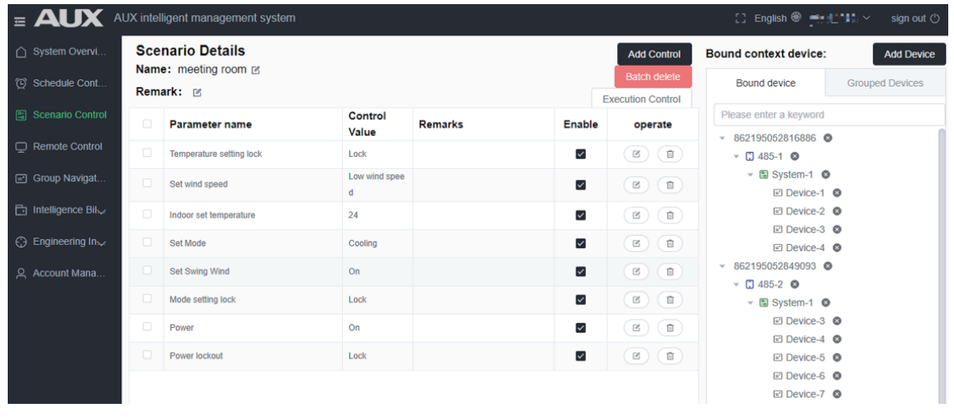

Tenant billing solution

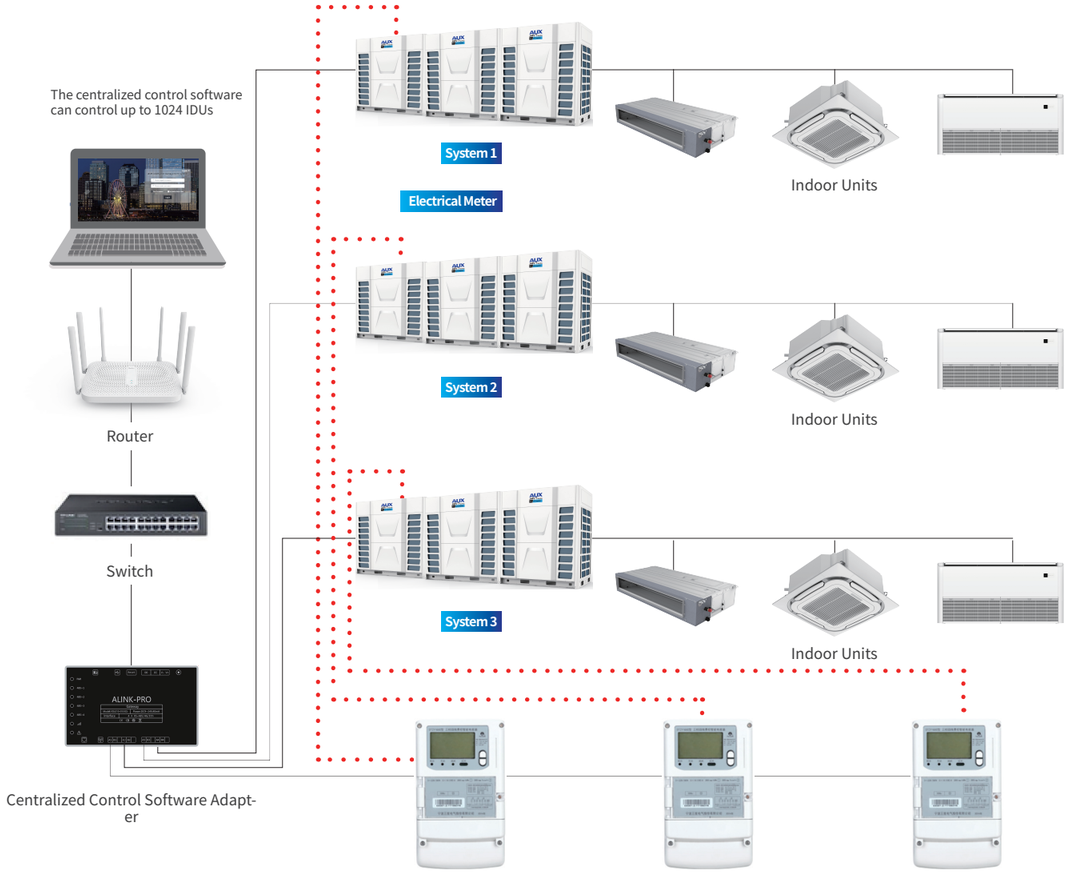

A function that proportionally distributes the total power used by the air conditioners in a rental building, measured by using an electricity meter among the tenants. This function is very suitable for ARV System.

Main Components Of Centralized Control System

No	Main Components	Requirement & Function
1	Adapter/Gateway 	1. Model: CM-PTD/A02 2. Power: DC 9~24V,400mA 3. Communication:RS485 4. LAN （DHCP to obtain IP automatically） 4. Baud rate:9600, 5. "even parity" by number of systems 6. Working condition: -25℃ ~55℃，45%~75% 7.Dimension:178mm×115mm×85mm
2	Electrical Meter 	1. Model: DTZY188 2. Voltage: 380V~3ph , 3. Max current : 100A 4. Communication type:RS485 5. Protocol:DL/T 645-2007; 6. Baud rate:9600，parity type :"even parity" 7. Operation: Temp(-25~55℃),humid(45~75%) 8. Dimention: 290×170×85mm
3	Centralized control software 	AUX intelligent management system

Notes:
Routers, switches and other equipments are purchased locally by the user

Software Introduction Main Interface

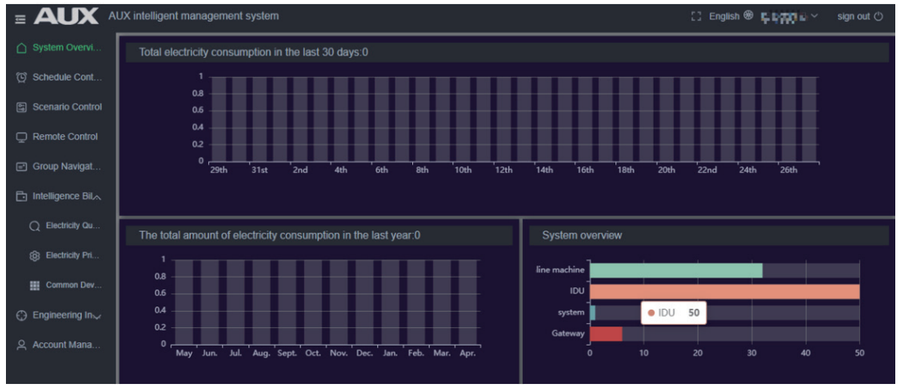

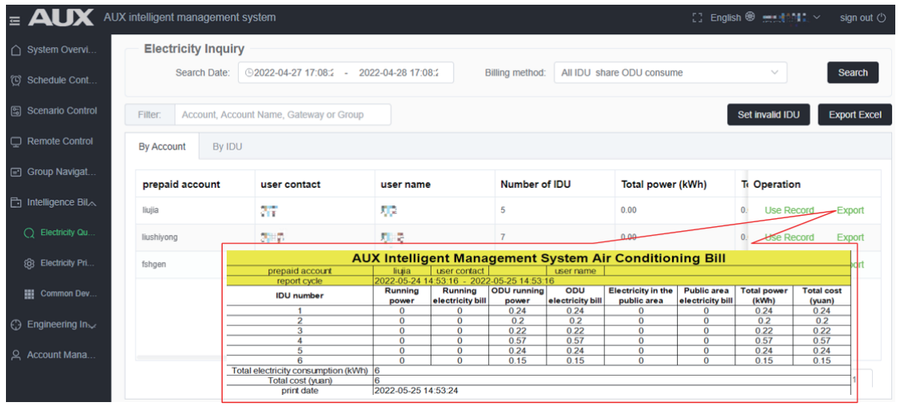

BMS System

MODBUS

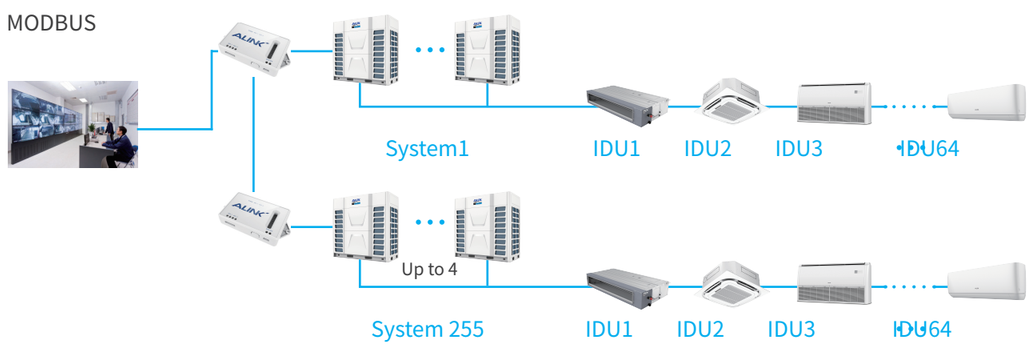

Notes:
MINI VRF requires connection to MINI gateway
For details, please contact AUX technical engineers

BACnet

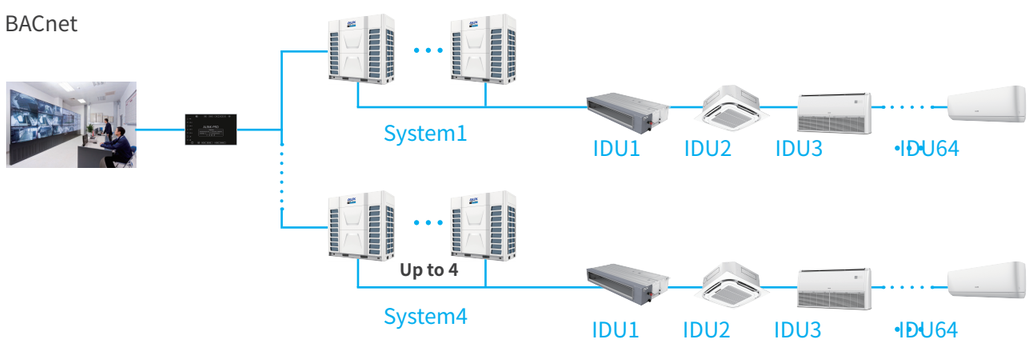

Model	CM-MTD/AM01	Bacnet gateway
		
Dimension(W×H×D)mm	127 ×65.8×20.8	178×115×85
Power supply	DC 12V	DC 9~24V，400mA
Feature	Max.255	Unlimited(HUB)

Wireless Network Control

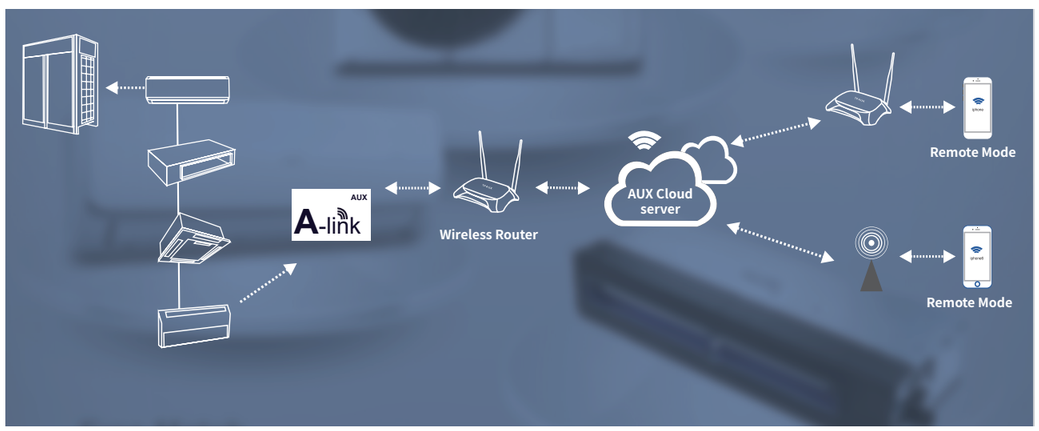



1. AUX air conditioner can connect to intelligent terminal through WIFI or GPRS network,customers can enjoy fun and convenience of remote control the AC via iphone, ipad and other mobile terminals(Android and IOS) at anytime and anywhere.
2. The function of software on Mobile terminal includes mode control,temperature control, swing control, timing control.
3. Customers can set schedule to plan their day, also the scene mode can be set conveniently.

Accessories-AHU Kit



Model	AHU Capacity	Net Dimension (W×D×H)mm	Packing Dimension (W×D×H)mm	Net Weight (kg)	Gross Weight (kg)	DX coil volume (min-max)dm³	Reference air volume(m³/h)	Power supply
ARVK-0B	2.2~3.6	573×447×180	655×525×250	10.9	13.4	0.4~0.45	550	220-240V,50,1
	3.6~4.5					0.45~0.55	600	
	4.5~5.6					0.55~0.65	750	
	5.6~7.1					0.65~0.75	900	
	7.1~8.0					0.75~1.2	1000	
	8.0~9.0					1.2~1.66	1300	
ARVK-00B	9.0~11.2			11.2	13.8	1.66~2.06	1400	
	11.2~14.0					2.06~2.58	2000	
	14.0~16.0					2.58~3.22	2400	
	16.0~20.0					3.32~3.69	2700	
ARVK-01B	20.0~25.0			11.3	13.9	3.7~4.6	3000	
	25.0~30.0					4.6~5.5	3800	
	30.0~36.0					5.6~6.6	4500	
ARVK-02B	36.0~40.0			11.6	14.3	6.6~7.4	5500	
	40.0~45.0					7.4~8.3	6000	
	45.0~50.0					8.3~9.2	7000	
	50.0~56.0					9.2~10.3	8000	
ARVK-03B	56.0~65.0			11.8	14.6	9.63~11.56	8200	
	65.0~70.0					11.03~12.54	9400	
	70.0~76.0					11.90~13.30	10200	
	76.0~80.0					12.62~14.01	10800	
	80.0~90.0					13.40~15.26	11800	
	90.0~100.0					15.26~17.80	13400	
	100.0~112.0					17.51~19.61	15000	

Remarks: applicable to MINI VRF (capacity ⩾ 12KW)

Remarks:
1.Data from AUX lab, Data may change according to test surroundings, AUX reserves right of explanation on data.
2.All specifications are subject to change by the manufacturer without prior notice.

Single AHU connection

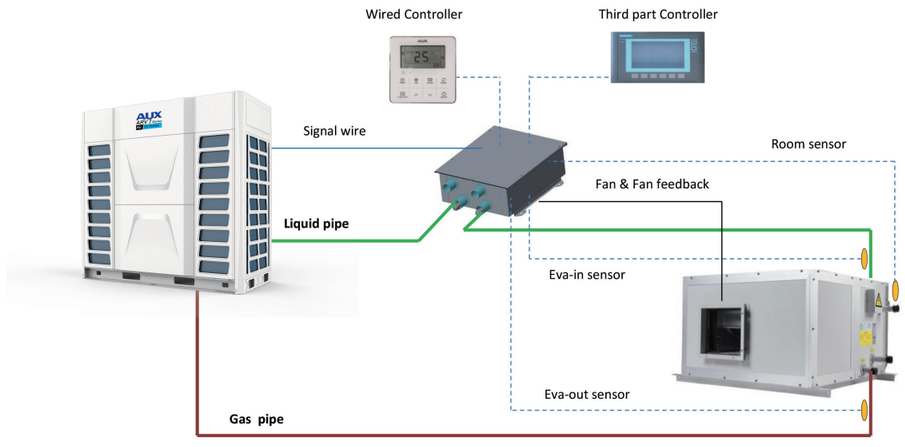

Above diagram suitable for factory default control, 0-10V(temperature control), 0-10V(pressure control)

Multi AHU connection

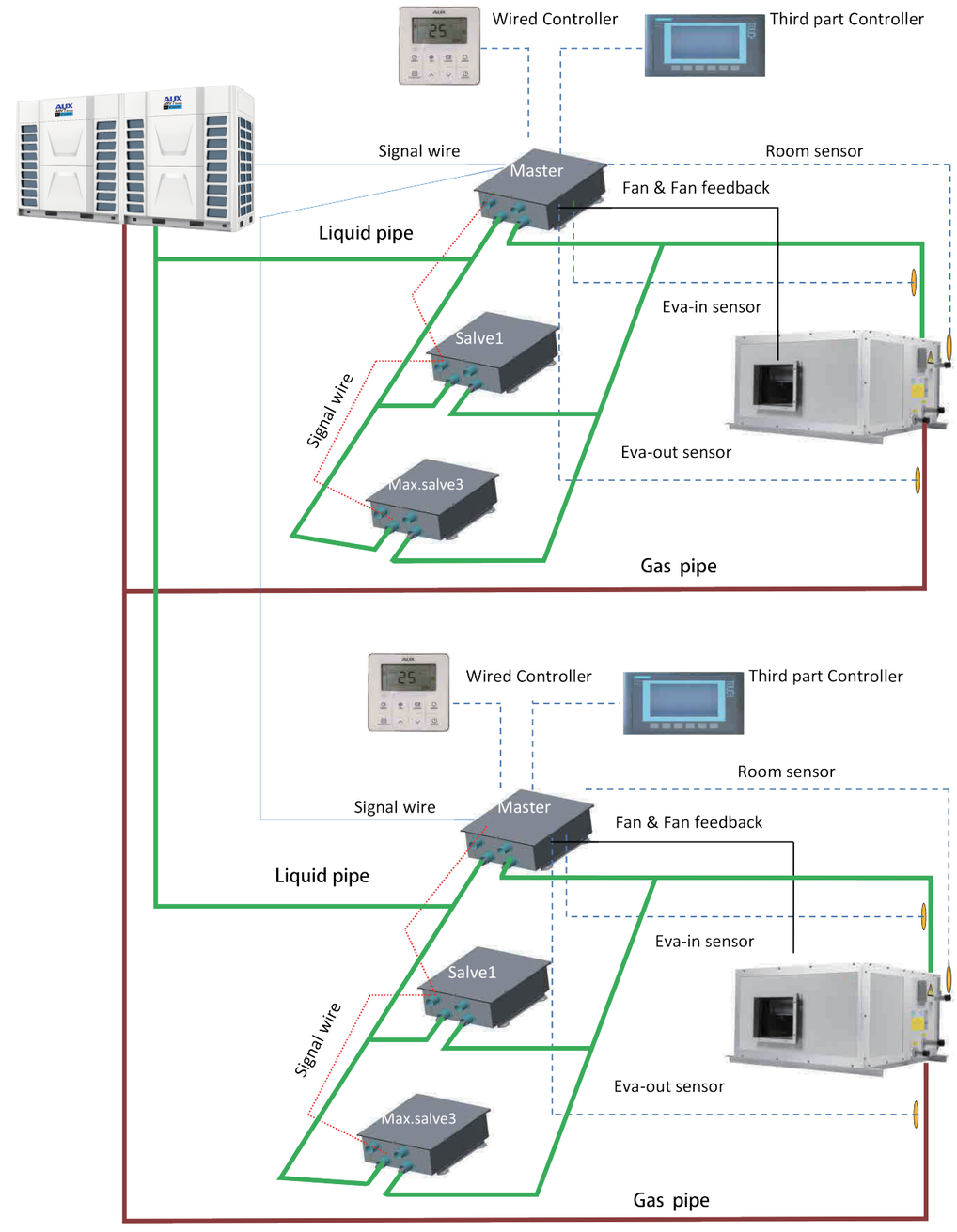

Above diagram suitable for factory default control, 0-10V(temperature control)

Accessories-Selection Software

To meet the customers' requirements, AUX has developed the advanced selection software. The software provides quick and convenient
selectable options for users, supports multiple languages, greatly improves the selection and installation process

6 Parts Of The ARV Selection

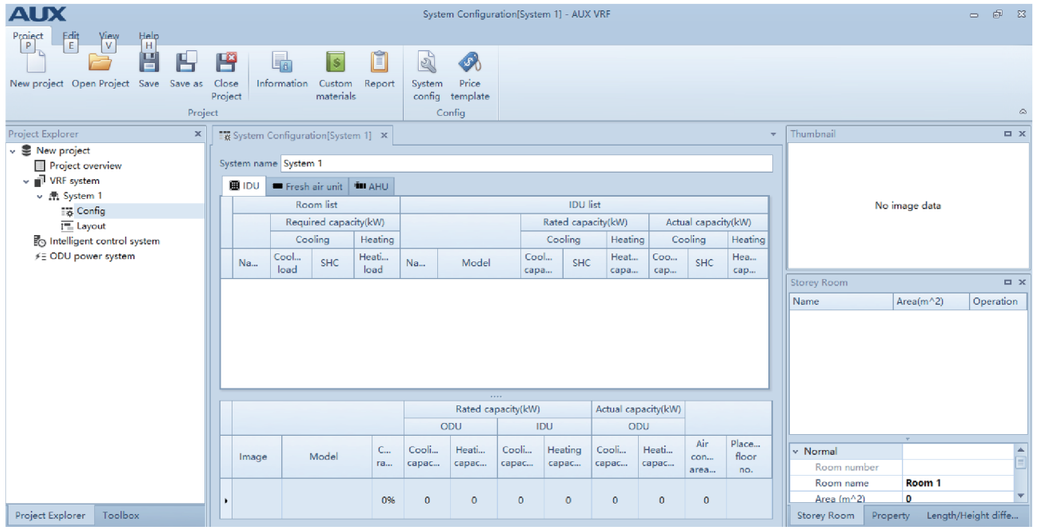

Revit Models Series

AUX revit is developed to make 3D design (shows Electrical Connector+Pipe Connectors +Produce parameter) of
AUX products easier than the previous
program. It enables engineers to check 3D
images from design stage and prevents possible
issues of the installation stage

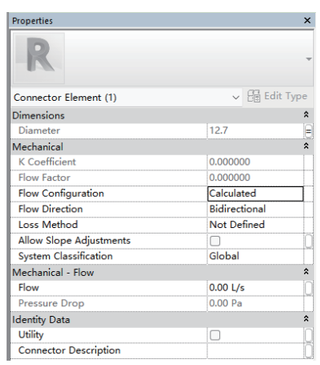



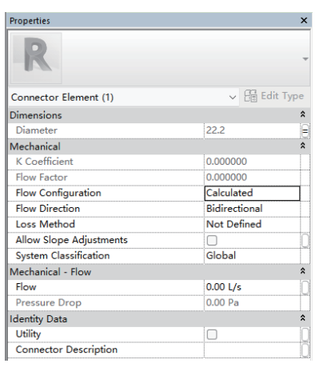

Accessories-Monitoring Software

Self-diagnosis software can be used as remote controller, it is recommended for commissioning. It can monitor the running state of the outdoor and indoor units real time. And display the malfunctions, be convenient to do the commissioning and trou-ble-shooting work

Monitoring Software

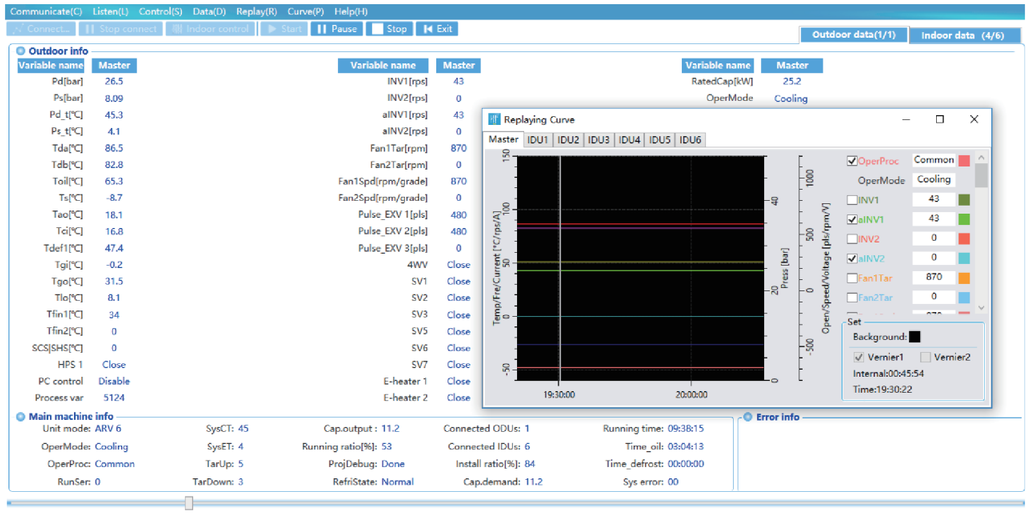

Installation Diagram

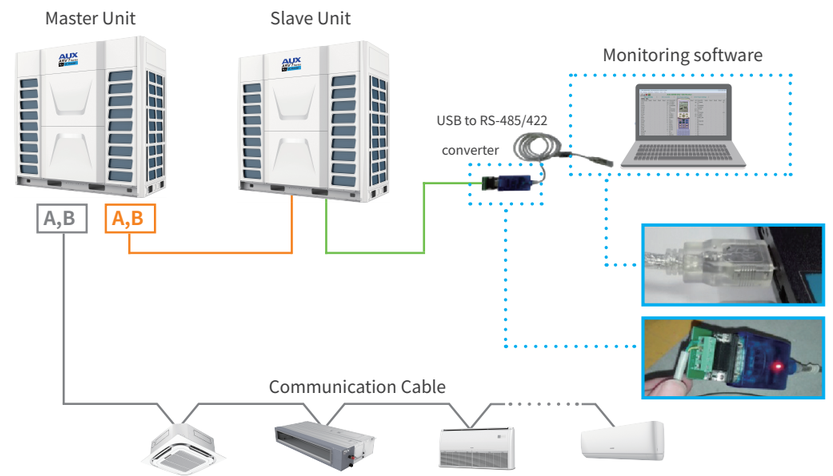

HRV-Heat Recovery Ventilator

Adopt Centrifugal Fan With Lower Power Consumption And Longer Air Supply Distance; Easy Control, Friendly Operation

Units with a voltage range of 220V~240V are equipped with a 3-speed fan mode, adjusting the air flow rate in accordance with the ceiling height
Innovative centrifugal fan provides larger air volume but lower noise, making the air supply more quietly and smoothly

When the power supply is 380V 3N~/50Hz, only has ON/OFF function

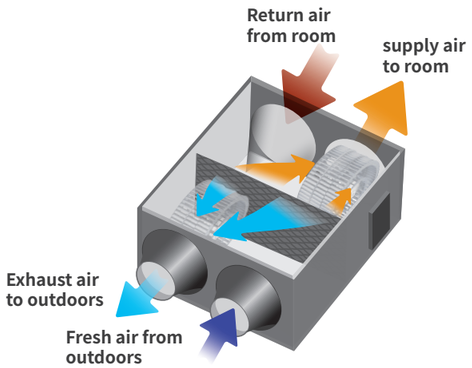

Different Modes For Your Choice

Exhausting mode (Hi/Mid/Low fan speed can be chosen)
Air supply mode (Hi/Mid/Low fan speed can be chosen)
By pass mode (Hi/Mid/Low fan speed can be chosen)
In this mode, there is no heat exchanging happened, which is more energy saving.
For example:
If outdoor temperature is lower than indoor, we don't need heat exchanging, but we need fresh air. We can choose by pass mode.
Heat exchanging mode (Hi/Mid/Low fan speed can be chosen)
In this mode, supply air flow=exhaust air flow.
Auto mode
In this mode, the unit will run at heat exchange mode or by pass mode judged by outdoor temperature and indoor temperature with low speed air flow.
Remark:only available for HRV-200~1000.

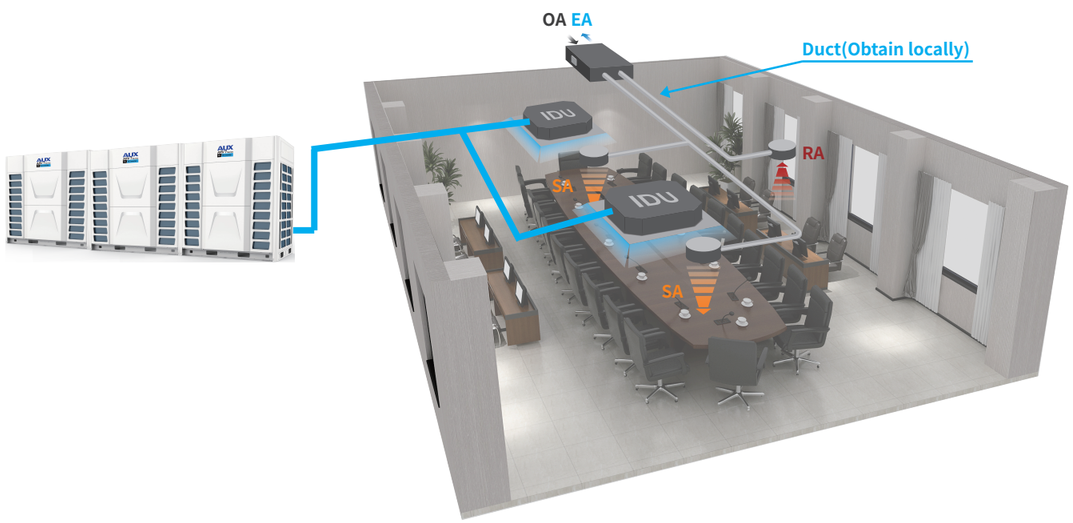

HRV



Specification-HRV

Model			AHRV-200/4	AHRV-300/4	AHRV-400/4	AHRV-500/4	AHRV-800/4	AHRV-1000/4
Volume		m3/h	200	300	400	500	800	1000
		CFM	118	176	235	294	471	588
External static pressure		Pa	75	75	80	80	100	130
Electric Data	Power Supply	V~,Hz,Ph	220~240,50,1	220~240,50,1	220~240,50,1	220~240,50,1	220~240,50,1	220~240,50,1
	Power Input	W	65	120	200	220	410	510
Cooling	Temp. Efficiency	%	60	60	60	60	60	60
	Enthalpy Efficiency	%	50	50	50	50	50	50
Heating	Temp. Efficiency	%	65	65	65	65	65	65
	Enthalpy Efficiency	%	55	55	55	55	55	55
Noise Level		dB(A)	37	39	40	41	43	45
Flange		mm	¢ 144	¢ 144	¢ 144	¢ 194	¢ 243	¢ 243
Net Weight		kg	25	27	30	41	68	82
Net Dimension(WxDxH)		mm	848×654×264	926×722×270	926×927×270	1018×1024×270	1274×1007×388	1274×1257×388
Gross Dimension(WxDxH)		mm	910×710×405	985×775×405	985×980×405	1085×1080×405	1335×1055×533	1345×1315×548

Specification-HRV

Model			AHRV-1500/5	AHRV-2000/5	AHRV-2500/5	AHRV-3000/5	AHRV-4000/5	AHRV-5000/5
Volume		m3/h	1500	2000	2500	3000	4000	5000
		CFM	882	1176	1471	1765	2353	2941
External static pressure		Pa	160	170	180	200	220	240
Electric Data	Power Supply	V~,Hz,Ph	220~240,50,1	220~240,50,1	380~415,50,3	380~415,50,3	380~415,50,3	380~415,50,3
	Power Input	W	1000	1200	2000	2100	2400	3000
Cooling	Temp. Efficiency	%	60	60	60	60	60	60
	Enthalpy Efficiency	%	50	50	50	50	50	50
Heating	Temp. Efficiency	%	65	65	65	65	65	65
	Enthalpy Efficiency	%	55	55	55	55	55	55
Noise Level		dB(A)	52	60	62	64	66	68
Flange		mm	320x300	320x300	320x300	320x300	323x253	500x690
Net Weight		kg	200	225	240	270	265	280
Net Dimension(WxDxH)		mm	1600×1270×540	1650×1470×540	1710×1400×600	1700×1630×640	1725×1450×1050	1820×1780×1050
Gross Dimension(WxDxH)		mm	1668×1331×720	1770×1550×665	1770×1550×665	1760×1750×770	1785×1510×1180	1880×1840×1150

Remarks:
1.Data from AUX lab, Data may change according to test surroundings, AUX reserves right of explanation on data.
2.All specifications are subject to change by the manufacturer without prior notice.

Branch Pipe

Model	Appearance	Dimension	
		Gas side joints	Liquid side joints
AFG-00B		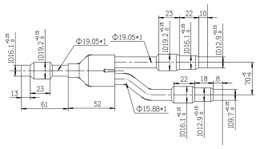	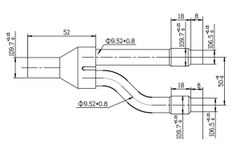
AFG-12B		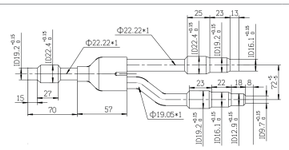	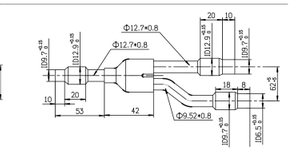
AFG-24B		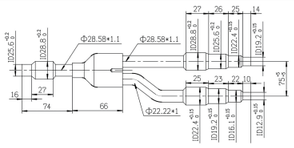	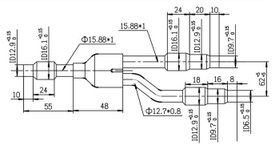
AFG-34B	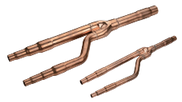	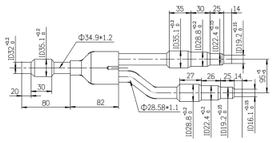	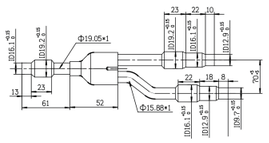
AFG-50B		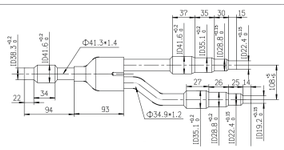	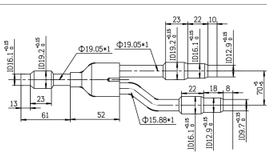
AFG-64B		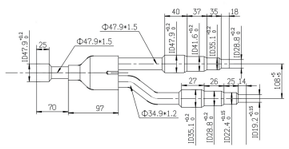	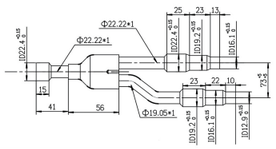
AFG-144B		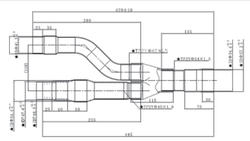	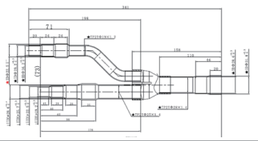

Model	Packing Dimension(mm)	Net Weight/Gross Weight(kg)
AFG-00B	300x95x40	0.31/0.35
AFG-12B	330x100x40	0.44/0.49
AFG-24B	370x115x45	0.71/0.77
AFG-34B	440x140x50	1.11/1.20
AFG-50B	480x160x65	1.65/1.76
AFG-64B	480x160x65	1.88/1.98

A*: The total capacity of indoor units which is connected to this branch joint

Project Reference



CTTI Building

Country: Pakistan
City: Islamabad
Capacity 1648KW
Equipment: DC Inverter VRF(ARV6)
Date: 08-2018



Izumi Office building

Country: Burma
City: Yangon
Capacity 150KW
Equipment: DC Inverter VRF(ARV6)
Date: 03-2019



Solar rays building

Country: Burma
City: Yangon
Capacity 210KW
Equipment: DC Inverter VRF(ARV6)
Date: 08-2018



EXPO 2021

Country: UAE
City: Dubai
Capacity 1176KW
Equipment: DC Inverter VRF(MINI ARV)
Date: 09-2019

Project Reference



Shopping Mall

Country:	Uzbekistan
City:	Tashkent
Capacity	500KW
Equipment:	DC Inverter VRF(ARV6)
Date:	10-2020



GEM MALL

Country:	Mongolia
City:	Ulaanbaatar
Capacity	650KW
Equipment:	ARV Individual
Date:	06-2018



ACTOR STUDIO

Country:	Italy
City:	Barry
Capacity	585KW
Equipment:	DC Inverter VRF(ARV6)
Date:	01-2019



National Energy Administration

Country:	Uzbekistan
City:	Tashkent
Capacity	400KW
Equipment:	DC Inverter VRF(ARV6)
Date:	10-2020

Project Reference



Unicaf University

Country:	Cyprus
City:	Larnaca
Capacity	540KW
Equipment:	DC Inverter VRF(ARV6)
Date:	09-2020



Distribution Centre

Country:	Russia
City:	Vladivostok
Capacity	1730KW
Equipment:	ARV6
Date:	2022



Hotel

Country:	Russia
City:	St.Petersburg
Capacity	1055KW
Equipment:	ARV6
Date:	2022